

ALL DESIGN DATA

DESIGN BOOK

CONSTRUCTION Dasrat Sugrim Design Center Ltd

*"Proposed Residential Project –
Fairview Gardens, Oldbury, St.
Philip, Barbados"*

+1 (246) 844-1000

+1 (246) 539 – 1101



Follow us for trending designs
@arteandesigns

PROPOSAL DETAILS

YOUR DREAM HOME,
DESIGNED WITH OUR VISION



Artean Designs Ltd

FULL-SERVICE ARCHITECTURAL & CONSTRUCTION DESIGN PROPOSAL

A Complete Turnkey Design & Execution Package from concept to completion.

Outcome:

Full compliance with governing authorities and safety standards, Clarity on-site, no guesswork, no delays.

Prepared For:

Chelsea Davis/ Harmony Hall/ Christ Church

Prepared By:

Artean Designs

Architecture | Design | Development

Project:

Multi-Family Residential Home /Harmony Hall

Date: April 14h 2026

TABLE OF CONTENTS

01	ARCHITECTURAL PLAN 04
02	ARCHITECTURAL RENDER PLAN 07
03	EXTERIOR WORKING DRAWING 10
04	AREA PLAN 15
05	ELECTRICAL DRAWING 18
06	PLUMBING DRAWING 21
07	SITE PLAN 25
08	3D FLOOR PLAN 27
09	3D VIRTUAL TOURS & VIDEO 31
10	INTERIOR DESIGN 33
11	EXTERIOR DESIGN 54
12	DOOR AND WINDOW SCHEDULE 61
13	KITCHEN SCHEDULE 64
14	CLOSET SCHEDULE 70
15	SUBMISSION DRAWING 73
16	STRUCTURAL DESIGN 76
17	ROOF LAYOUT DRAWING 89
18	BILL OF QUANTITIES 91
19	THANK YOU PAGE 118

ARCHITECTURAL PLAN



Call : +1-246-844-1000
Mail: info@artedesigns.com
Website: www.artedesigns.com
Location: Orena St. Lawrence, Main Road, Christ Church,
Barbados.

GENERAL NOTES:-
 1 All dimensions are in Feet & Inches, unless noted otherwise.
 2 Do not scale the drawing. Follow written dimensions only.
 3 All dimensions to be verified at site before commencement of work.
 4 Any discrepancies between drawing and site conditions must be reported before execution.
 5 Only the latest revision of the drawing shall be followed.
 6 No design changes shall be made without prior written approval.
 7 Architectural drawings are issued as per agreed scope. Site execution responsibility lies with the contractor unless Project Management services are formally engaged.

REVISIONS :	ISSUED FOR :	Preliminary	Approval
		Construction	Tender
R0	<input checked="" type="checkbox"/>	<input type="checkbox"/>	<input type="checkbox"/>

REVISION DETAILS	
NO.	DESCRIPTION

PROJECT : Proposed Residence at Fairview Gardens
DRAWING TITLE : GROUND FLOOR 2D PLAN
CLIENT NAME : Dasrat Sugrim
CONSTRUCTION : Dasrat Sugrim Design Center Ltd
SITE LOCATION : Fairview Gardens, Oldbury, St. Philip, Barbados
FLOOR LEVEL : GROUND FLOOR
FLOOR AREA : 1,145.75 SQ .FT.
OVERALL AREA : 2,226.4350 SQ .FT.
LAND AREA : 4392 SQ .FT.
DRAWN BY : DRAFTSMAN
CHECKED BY : SENIOR DESIGNER
DRAWN DATE :
DRAWING NO . : A -101
PROJECT NO : PN-1011
SCALE : NTS
DIMENSION UNITS : FEET AND INCH - (' - ")

SITENOTES:

MAIN NOTES:-

- This design output is a sample prepared for demonstration purposes. It is derived from an existing building previously constructed by our partner company.
- Certain original and key details have been modified and omitted for presentation and security purposes; therefore, this drawing shall not be used for construction.
- For customization or execution, please contact our office directly. Any design development or modifications to this design will be carried out by our office and will be subject to applicable fees.
- This drawing is the property of Artean Design and is intended solely for internal and client presentation use. Unauthorised copying, reproduction, or misuse of this drawing is strictly prohibited.



GENERAL NOTES:-
 1 All dimensions are in Feet & Inches, unless noted otherwise.
 2 Do not scale the drawing. Follow written dimensions only.
 3 All dimensions to be verified at site before commencement of work.
 4 Any discrepancies between drawing and site conditions must be reported before execution.
 5 Only the latest revision of the drawing shall be followed.
 6 No design changes shall be made without prior written approval.
 7 Architectural drawings are issued as per agreed scope. Site execution responsibility lies with the contractor unless Project Management services are formally engaged.

REVISIONS :	ISSUED FOR :	Preliminary	Approval
		Construction	Tender
R0	<input checked="" type="checkbox"/>	<input type="checkbox"/>	<input type="checkbox"/>

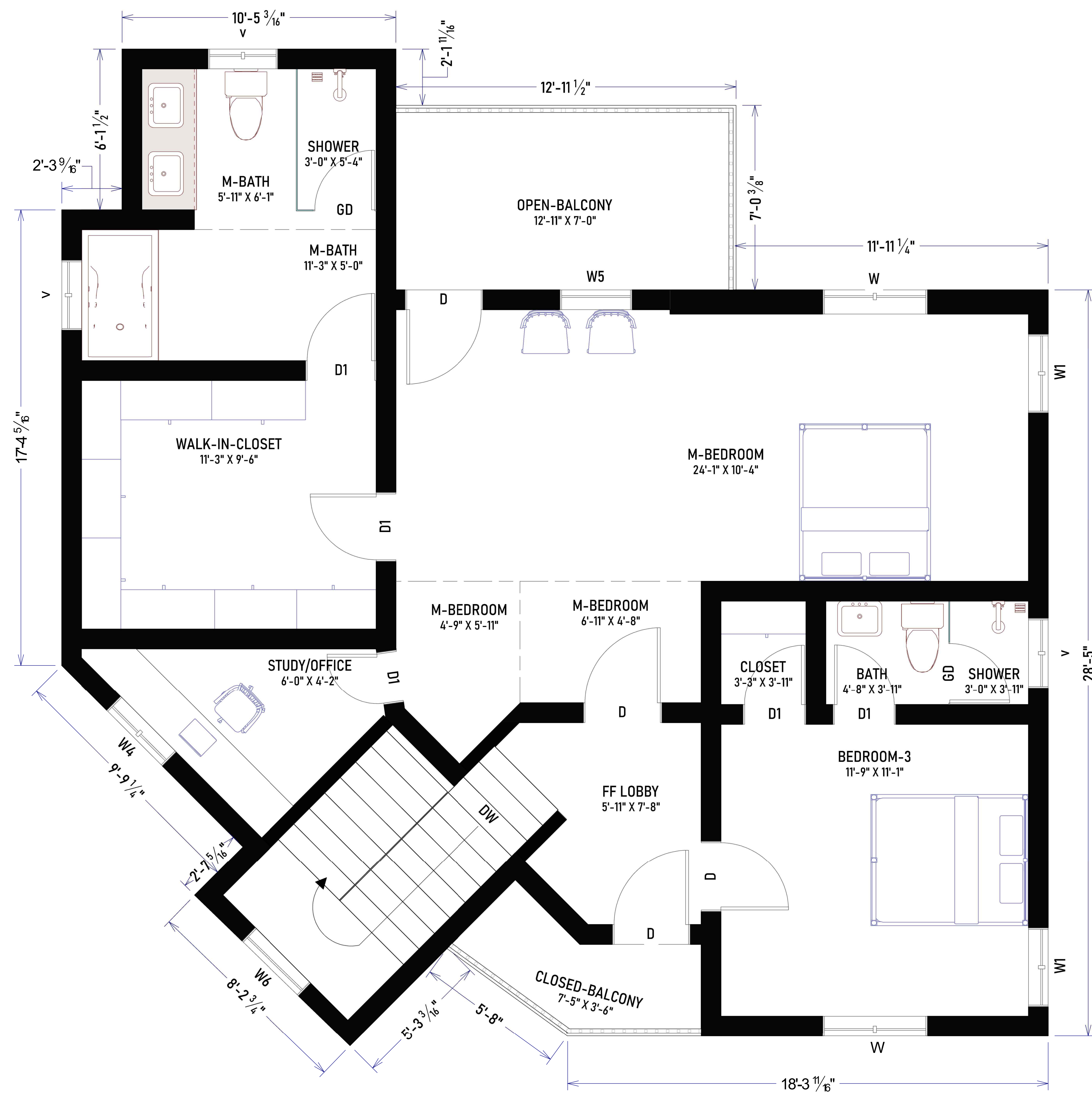
REVISION DETAILS	
NO.	DESCRIPTION

PROJECT : Proposed Residence at Fairview Gardens
DRAWING TITLE : FIRST FLOOR 2D PLAN
CLIENT NAME : Dasrat Sugrim
CONSTRUCTION : Dasrat Sugrim Design Center Ltd
SITE LOCATION : Fairview Gardens, Oldbury, St. Philip, Barbados
FLOOR LEVEL : FIRST FLOOR
FLOOR AREA : 1,080.73 SQ.FT.
OVERALL AREA : 2,226.43 SQ.FT.
LAND AREA : 4392 SQ.FT.
DRAWN BY : DRAFTSMAN
CHECKED BY : SENIOR DESIGNER
DRAWN DATE :
DRAWING NO. : A-102
PROJECT NO. : PN-1011
SCALE : NTS
DIMENSION UNITS : FEET AND INCH - (' - ")

SITE NOTES:

MAIN NOTES:-

- This design output is a sample prepared for demonstration purposes. It is derived from an existing building previously constructed by our partner company.
- Certain original and key details have been modified and omitted for presentation and security purposes; therefore, this drawing shall not be used for construction.
- For customization or execution, please contact our office directly. Any design development or modifications to this design will be carried out by our office and will be subject to applicable fees.
- This drawing is the property of Artean Design and is intended solely for internal and client presentation use. Unauthorised copying, reproduction, or misuse of this drawing is strictly prohibited.



ARCHITECTURAL RENDER PLAN



Call : +1-246-844-1000
Mail: info@arteandesigns.com
Website: www.arteandesigns.com
Location: Orena St. Lawrence, Main Road, Christ Church,
Barbados.

GENERAL NOTES:-
 1 All dimensions are in Feet & Inches, unless noted otherwise.
 2 Do not scale the drawing. Follow written dimensions only.
 3 All dimensions to be verified at site before commencement of work.
 4 Any discrepancies between drawing and site conditions must be reported before execution.
 5 Only the latest revision of the drawing shall be followed.
 6 No design changes shall be made without prior written approval.
 7 Architectural drawings are issued as per agreed scope. Site execution responsibility lies with the contractor unless Project Management services are formally engaged.

REVISIONS :	ISSUED FOR :	Preliminary	Approval
		Construction	Tender
R0	<input checked="" type="checkbox"/>	<input type="checkbox"/>	<input type="checkbox"/>

REVISION DETAILS	
NO.	DESCRIPTION


PROJECT : Proposed Residence at Fairview Gardens
DRAWING TITLE : GROUND FLOOR 2D RENDER PLAN
CLIENT NAME : Dasrat Sugrim
CONSTRUCTION : Dasrat Sugrim Design Center Ltd
SITE LOCATION : Fairview Gardens, Oldbury, St. Philip, Barbados
FLOOR LEVEL : GROUND FLOOR
FLOOR AREA : 1,145.75 SQ .FT.
OVERALL AREA : 2,226.435 SQ .FT.
LAND AREA : 4392 SQ .FT.
DRAWN BY : DRAFTSMAN
CHECKED BY : SENIOR DESIGNER
DRAWN DATE :
DRAWING NO . : B-101
PROJECT NO : PN-1011
SCALE : NTS
DIMENSION UNITS : FEET AND INCH - (' - ")

SITENOTES:

MAIN NOTES:-

- This design output is a sample prepared for demonstration purposes. It is derived from an existing building previously constructed by our partner company.
- Certain original and key details have been modified and omitted for presentation and security purposes; therefore, this drawing shall not be used for construction.
- For customization or execution, please contact our office directly. Any design development or modifications to this design will be carried out by our office and will be subject to applicable fees.
- This drawing is the property of Artean Design and is intended solely for internal and client presentation use. Unauthorised copying, reproduction, or misuse of this drawing is strictly prohibited.





Call : +1-246-844-1000
Mail: info@arteandesigns.com
Website: www.arteandesigns.com
Location: Orena St. Lawrence, Main Road, Christ Church, Barbados.

- GENERAL NOTES:-**
- 1 All dimensions are in Feet & Inches, unless noted otherwise.
 - 2 Do not scale the drawing. Follow written dimensions only.
 - 3 All dimensions to be verified at site before commencement of work.
 - 4 Any discrepancies between drawing and site conditions must be reported before execution.
 - 5 Only the latest revision of the drawing shall be followed.
 - 6 No design changes shall be made without prior written approval.
 - 7 Architectural drawings are issued as per agreed scope. Site execution responsibility lies with the contractor unless Project Management services are formally engaged.

REVISIONS :	ISSUED FOR :	Preliminary	Approval
R0		<input type="checkbox"/>	<input type="checkbox"/>
		Construction	Tender
		<input checked="" type="checkbox"/>	<input type="checkbox"/>

REVISION DETAILS	
NO.	DATE DESCRIPTION

PROJECT : **Proposed Residence at Fairview Gardens**

DRAWING TITLE : **FIRST FLOOR 2D RENDER PLAN**

CLIENT NAME : **Dasrat Sugrim**

CONSTRUCTION : **Dasrat Sugrim Design Center Ltd**

SITE LOCATION :
Fairview Gardens, Oldbury, St. Philip, Barbados

FLOOR LEVEL : **FIRST FLOOR**

FLOOR AREA : **1,080.73 SQ.FT.**

OVERALL AREA : **2,226.43 SQ.FT.**

LAND AREA : **4392 SQ.FT.**

DRAWN BY : **DRAFTSMAN**

CHECKED BY : **SENIOR DESIGNER**

DRAWN DATE :

DRAWING NO. : **B-102**

PROJECT NO. : **PN-1011**

SCALE : **NTS**

DIMENSION UNITS : **FEET AND INCH - (' - ")**

SITE NOTES:

- MAIN NOTES:-**
- This design output is a sample prepared for demonstration purposes. It is derived from an existing building previously constructed by our partner company.
 - Certain original and key details have been modified and omitted for presentation and security purposes; therefore, this drawing shall not be used for construction.
 - For customization or execution, please contact our office directly. Any design development or modifications to this design will be carried out by our office and will be subject to applicable fees.
 - This drawing is the property of Artean Design and is intended solely for internal and client presentation use. Unauthorised copying, reproduction, or misuse of this drawing is strictly prohibited.



EXTERIOR WORKING DRAWING



Call : +1-246-844-1000
Mail: info@arteandesigns.com
Website: www.arteandesigns.com
Location: Orena St. Lawrence, Main Road, Christ Church,
Barbados.

GENERAL NOTES:-
 1 All dimensions are in Feet & Inches, unless noted otherwise.
 2 Do not scale the drawing. Follow written dimensions only.
 3 All dimensions to be verified at site before commencement of work.
 4 Any discrepancies between drawing and site conditions must be reported before execution.
 5 Only the latest revision of the drawing shall be followed.
 6 No design changes shall be made without prior written approval.
 7 Architectural drawings are issued as per agreed scope. Site execution responsibility lies with the contractor unless Project Management services are formally engaged.

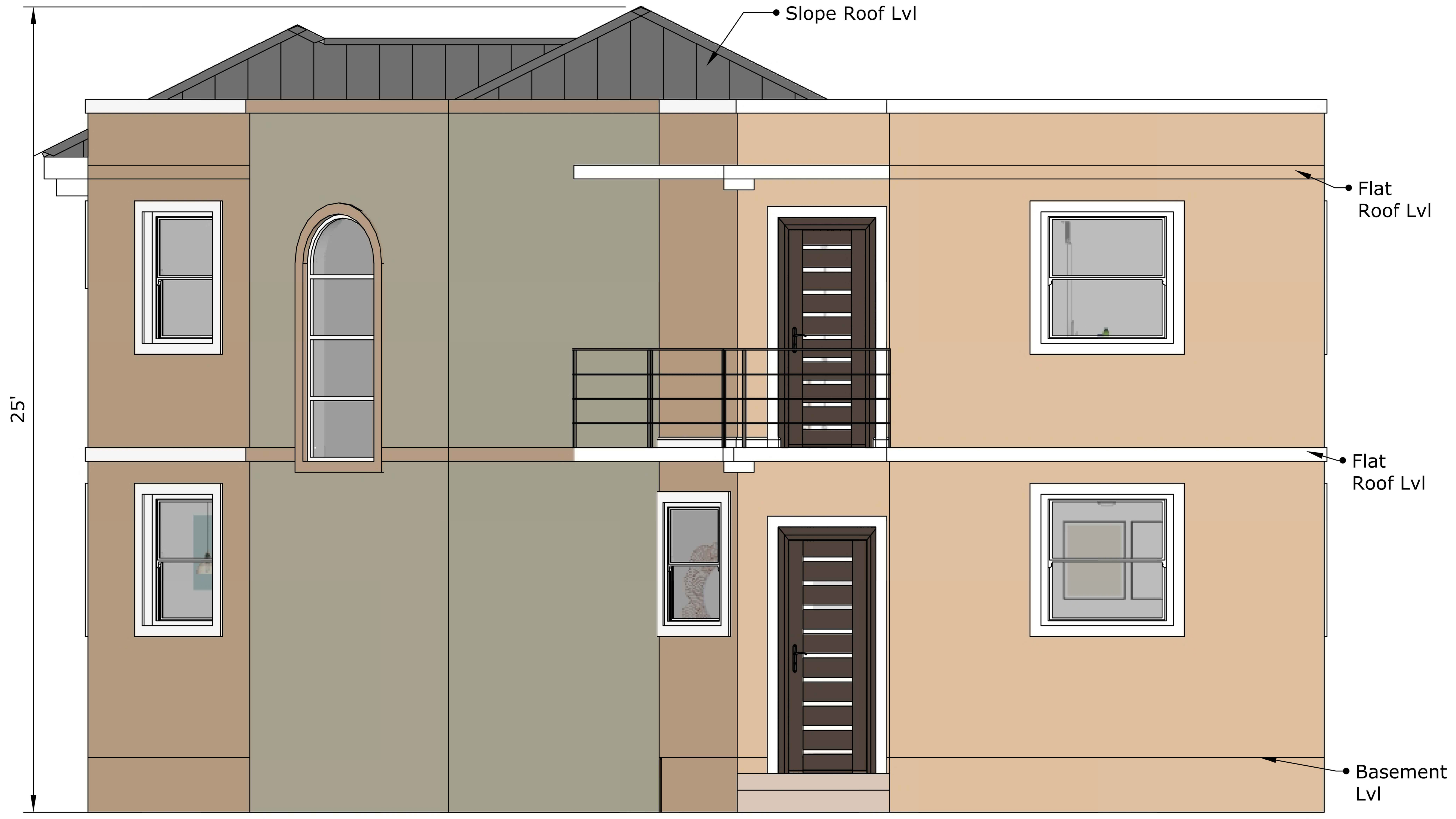
R E V I S I O N S :	ISSUED FOR :	Preliminary	Approval
		<input type="checkbox"/>	<input type="checkbox"/>
R 0		Construction	Tender
		<input checked="" type="checkbox"/>	<input type="checkbox"/>

REVISION DETAILS	
NO.	DATE DESCRIPTION

PROJECT : Proposed Residence at Fairview Gardens
 DRAWING TITLE : FRONT VIEW ELEVATION
 CLIENT NAME : Dasrat Sugrim
 CONSTRUCTION : Dasrat Sugrim Design Center Ltd
 SITE LOCATION : Fairview Gardens, Oldbury, St. Philip, Barbados
 FLOOR LEVEL :
 FLOOR AREA :
 OVERALL AREA : 2,226.43 SQ. FT.
 LAND AREA : 4392 SQ. FT.
 DRAWN BY : DRAFTSMAN
 CHECKED BY : SENIOR DESIGNER
 DRAWN DATE :
 DRAWING NO. : C-101
 PROJECT NO. : PN-1011
 SCALE : NTS
 DIMENSION UNITS : FEET AND INCH - (' - ")

SITENOTES:

MAIN NOTES:-
 • This design output is a sample prepared for demonstration purposes. It is derived from an existing building previously constructed by our partner company.
 • Certain original and key details have been modified and omitted for presentation and security purposes; therefore, this drawing shall not be used for construction.
 • For customization or execution, please contact our office directly. Any design development or modifications to this design will be carried out by our office and will be subject to applicable fees.
 • This drawing is the property of Artean Design and is intended solely for internal and client presentation use. Unauthorised copying, reproduction, or misuse of this drawing is strictly prohibited.



FRONT SIDE VIEW

GENERAL NOTES:-
 1 All dimensions are in Feet & Inches, unless noted otherwise.
 2 Do not scale the drawing. Follow written dimensions only.
 3 All dimensions to be verified at site before commencement of work.
 4 Any discrepancies between drawing and site conditions must be reported before execution.
 5 Only the latest revision of the drawing shall be followed.
 6 No design changes shall be made without prior written approval.
 7 Architectural drawings are issued as per agreed scope. Site execution responsibility lies with the contractor unless Project Management services are formally engaged.

REVISIONS :	ISSUED FOR :	Preliminary	Approval
		<input type="checkbox"/>	<input type="checkbox"/>
R 0		Construction	Tender
		<input checked="" type="checkbox"/>	<input type="checkbox"/>

REVISION DETAILS	
NO.	DESCRIPTION

PROJECT : Proposed Residence at Fairview Gardens
 DRAWING TITLE : BACK VIEW ELEVATION
 CLIENT NAME : Dasrat Sugrim
 CONSTRUCTION : Dasrat Sugrim Design Center Ltd
 SITE LOCATION : Fairview Gardens, Oldbury, St. Philip, Barbados
 FLOOR LEVEL :
 FLOOR AREA :
 OVERALL AREA : 2,226.43 SQ. FT.
 LAND AREA : 4392 SQ. FT.
 DRAWN BY : DRAFTSMAN
 CHECKED BY : SENIOR DESIGNER
 DRAWN DATE :
 DRAWING NO. : C-102
 PROJECT NO. : PN-1011
 SCALE : NTS
 DIMENSION UNITS : FEET AND INCH - ('-")

SITENOTES:

MAIN NOTES:-
 • This design output is a sample prepared for demonstration purposes. It is derived from an existing building previously constructed by our partner company.
 • Certain original and key details have been modified and omitted for presentation and security purposes; therefore, this drawing shall not be used for construction.
 • For customization or execution, please contact our office directly. Any design development or modifications to this design will be carried out by our office and will be subject to applicable fees.
 • This drawing is the property of Artean Design and is intended solely for internal and client presentation use. Unauthorised copying, reproduction, or misuse of this drawing is strictly prohibited.



BACK SIDE VIEW

GENERAL NOTES:-
 1 All dimensions are in Feet & Inches, unless noted otherwise.
 2 Do not scale the drawing. Follow written dimensions only.
 3 All dimensions to be verified at site before commencement of work.
 4 Any discrepancies between drawing and site conditions must be reported before execution.
 5 Only the latest revision of the drawing shall be followed.
 6 No design changes shall be made without prior written approval.
 7 Architectural drawings are issued as per agreed scope. Site execution responsibility lies with the contractor unless Project Management services are formally engaged.

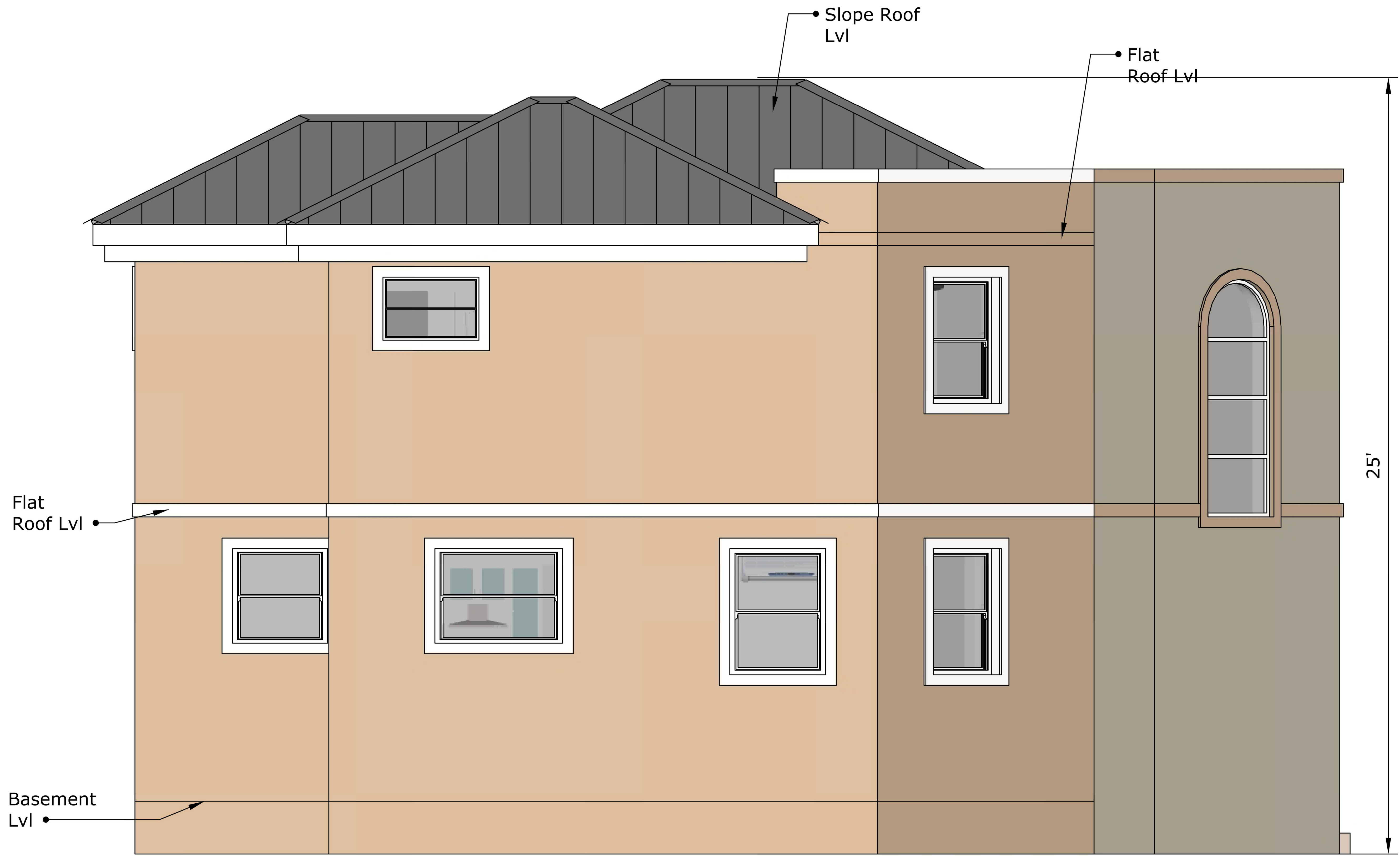
R E V I S I O N S : R 0	ISSUED FOR :	Preliminary	Approval
		<input type="checkbox"/>	<input type="checkbox"/>
		Construction	Tender
		<input checked="" type="checkbox"/>	<input type="checkbox"/>

REVISION DETAILS	
NO. DATE	DESCRIPTION

PROJECT : Proposed Residence at Fairview Gardens
 DRAWING TITLE : LEFT VIEW ELEVATION
 CLIENT NAME : Dasrat Sugrim
 CONSTRUCTION : Dasrat Sugrim Design Center Ltd
 SITE LOCATION : Fairview Gardens, Oldbury, St. Philip, Barbados
 FLOOR LEVEL :
 FLOOR AREA :
 OVERALL AREA : 2,226.43 SQ. FT.
 LAND AREA : 4392 SQ. FT.
 DRAWN BY : DRAFTSMAN
 CHECKED BY : SENIOR DESIGNER
 DRAWN DATE :
 DRAWING NO. : C-103
 PROJECT NO. : PN-1011
 SCALE : NTS
 DIMENSION UNITS : FEET AND INCH - ('-")

SITENOTES:

MAIN NOTES:-
 • This design output is a sample prepared for demonstration purposes. It is derived from an existing building previously constructed by our partner company.
 • Certain original and key details have been modified and omitted for presentation and security purposes; therefore, this drawing shall not be used for construction.
 • For customization or execution, please contact our office directly. Any design development or modifications to this design will be carried out by our office and will be subject to applicable fees.
 • This drawing is the property of Artean Design and is intended solely for internal and client presentation use. Unauthorised copying, reproduction, or misuse of this drawing is strictly prohibited.



LEFT SIDE VIEW

GENERAL NOTES:-
 1 All dimensions are in Feet & Inches, unless noted otherwise.
 2 Do not scale the drawing. Follow written dimensions only.
 3 All dimensions to be verified at site before commencement of work.
 4 Any discrepancies between drawing and site conditions must be reported before execution.
 5 Only the latest revision of the drawing shall be followed.
 6 No design changes shall be made without prior written approval.
 7 Architectural drawings are issued as per agreed scope. Site execution responsibility lies with the contractor unless Project Management services are formally engaged.

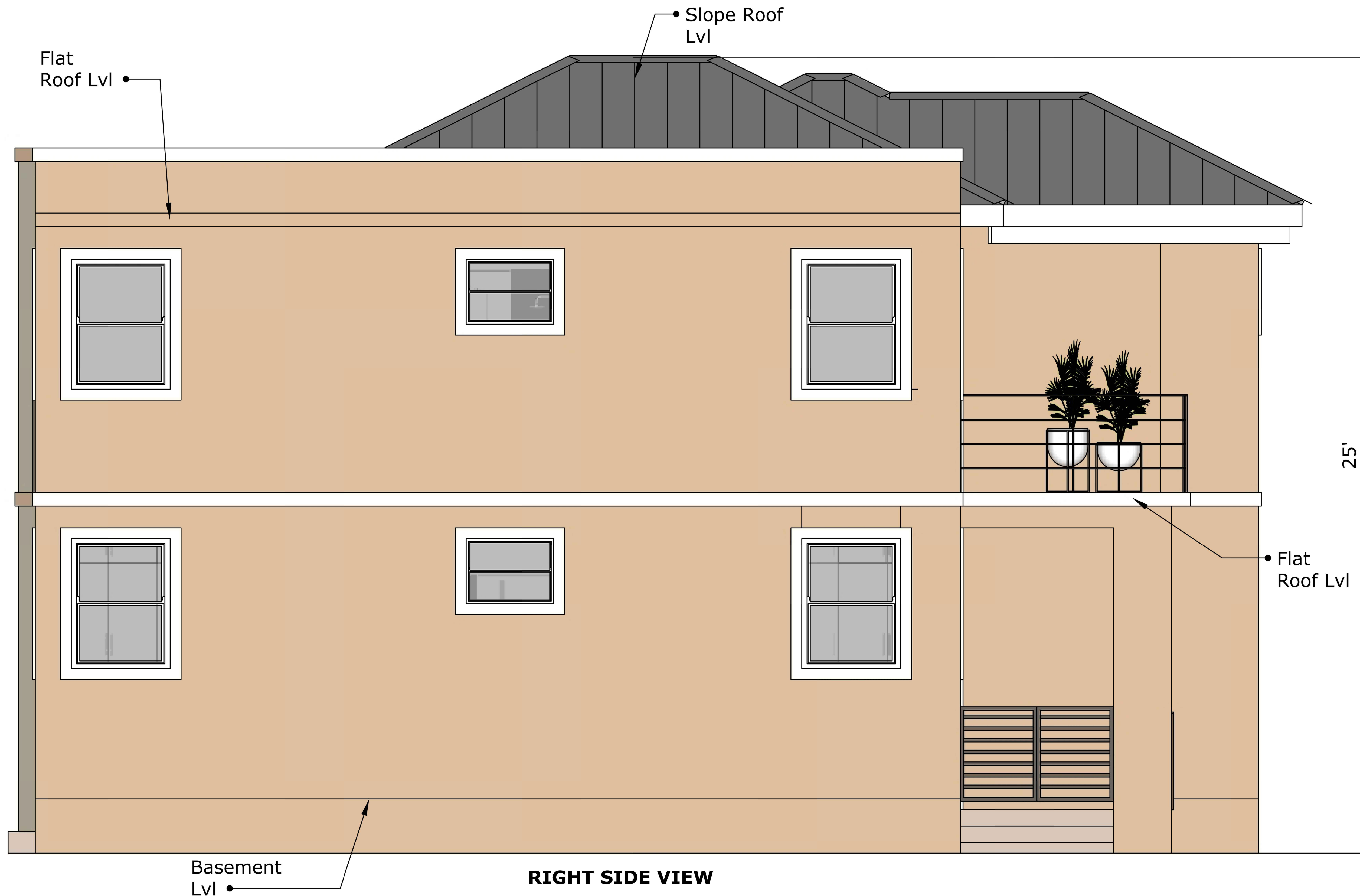
REVISIONS :	ISSUED FOR :	Preliminary	Approval
R 0		<input type="checkbox"/>	<input type="checkbox"/>
		Construction	Tender
		<input checked="" type="checkbox"/>	<input type="checkbox"/>

REVISION DETAILS	
NO.	DESCRIPTION

PROJECT : Proposed Residence at Fairview Gardens
 DRAWING TITLE : RIGHT VIEW ELEVATION
 CLIENT NAME : Dasrat Sugrim
 CONSTRUCTION : Dasrat Sugrim Design Center Ltd
 SITE LOCATION : Fairview Gardens, Oldbury, St. Philip, Barbados
 FLOOR LEVEL :
 FLOOR AREA :
 OVERALL AREA : 2,226.43 SQ. FT.
 LAND AREA : 4392 SQ. FT.
 DRAWN BY : DRAFTSMAN
 CHECKED BY : SENIOR DESIGNER
 DRAWN DATE :
 DRAWING NO. : C-104
 PROJECT NO. : PN-1011
 SCALE : NTS
 DIMENSION UNITS : FEET AND INCH - ('-")

SITENOTES:

MAIN NOTES:-
 • This design output is a sample prepared for demonstration purposes. It is derived from an existing building previously constructed by our partner company.
 • Certain original and key details have been modified and omitted for presentation and security purposes; therefore, this drawing shall not be used for construction.
 • For customization or execution, please contact our office directly. Any design development or modifications to this design will be carried out by our office and will be subject to applicable fees.
 • This drawing is the property of Artean Design and is intended solely for internal and client presentation use. Unauthorised copying, reproduction, or misuse of this drawing is strictly prohibited.



Flat Roof Lvl

Slope Roof Lvl

25'

Flat Roof Lvl

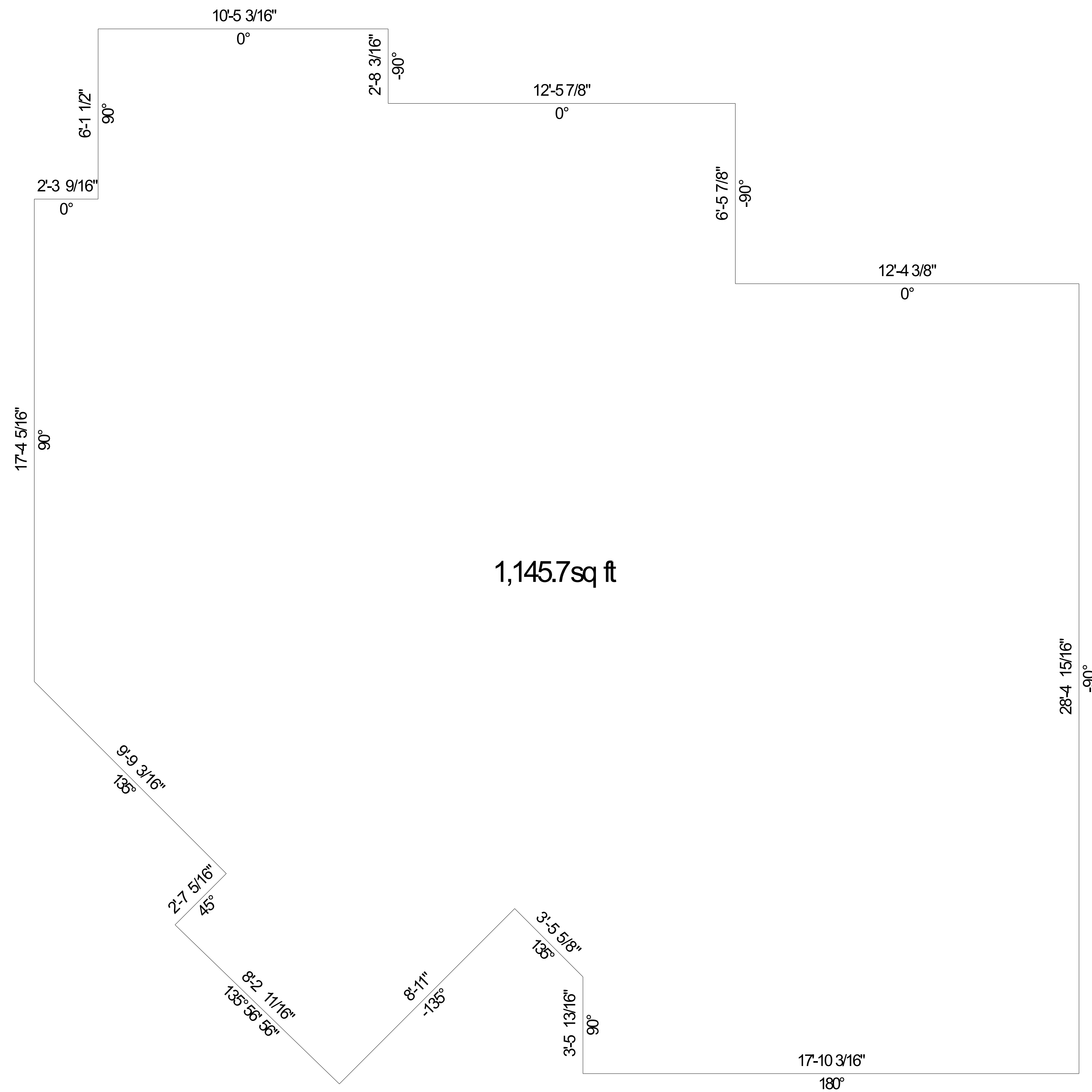
Basement Lvl

RIGHT SIDE VIEW

AREA PLAN



Call : +1-246-844-1000
Mail: info@arteandesigns.com
Website: www.arteandesigns.com
Location: Orena St. Lawrence, Main Road, Christ Church,
Barbados.



1,145.7sq ft



GENERAL NOTES:-
 1 All dimensions are in Feet & Inches, unless noted otherwise.
 2 Do not scale the drawing. Follow written dimensions only.
 3 All dimensions to be verified at site before commencement of work.
 4 Any discrepancies between drawing and site conditions must be reported before execution.
 5 Only the latest revision of the drawing shall be followed.
 6 No design changes shall be made without prior written approval.
 7 Architectural drawings are issued as per agreed scope. Site execution responsibility lies with the contractor unless Project Management services are formally engaged.


REVISIONS :	ISSUED FOR :	Preliminary	Approval
		<input type="checkbox"/>	<input type="checkbox"/>
R 0		Construction	Tender
		<input checked="" type="checkbox"/>	<input type="checkbox"/>

REVISION DETAILS	
NO.	DATE

PROJECT : Proposed Residence at Fairview Gardens
 DRAWING TITLE : GROUND FLOOR AREA PLAN
 CLIENT NAME : Dasrat Sugrim
 CONSTRUCTION : Dasrat Sugrim Design Center Ltd
 SITE LOCATION : Fairview Gardens, Oldbury, St. Philip, Barbados
 FLOOR LEVEL : GROUND FLOOR
 FLOOR AREA : 1,145.7 SQ .FT.
 OVERALL AREA : 2,226.43 SQ .FT.
 LAND AREA : 4392 SQ .FT.
 DRAWN BY : DRAFTSMAN
 CHECKED BY : SENIOR DESIGNER
 DRAWN DATE :
 DRAWING NO . : D-101
 PROJECT NO : PN-1011
 SCALE : NTS
 DIMENSION UNITS : FEET AND INCH - (' - ")

SITENOTES:

MAIN NOTES:-
 • This design output is a sample prepared for demonstration purposes. It is derived from an existing building previously constructed by our partner company.
 • Certain original and key details have been modified and omitted for presentation and security purposes; therefore, this drawing shall not be used for construction.
 • For customization or execution, please contact our office directly. Any design development or modifications to this design will be carried out by our office and will be subject to applicable fees.
 • This drawing is the property of Artean Design and is intended solely for internal and client presentation use. Unauthorised copying, reproduction, or misuse of this drawing is strictly prohibited.



GENERAL NOTES:-
 1 All dimensions are in Feet & Inches, unless noted otherwise.
 2 Do not scale the drawing. Follow written dimensions only.
 3 All dimensions to be verified at site before commencement of work.
 4 Any discrepancies between drawing and site conditions must be reported before execution.
 5 Only the latest revision of the drawing shall be followed.
 6 No design changes shall be made without prior written approval.
 7 Architectural drawings are issued as per agreed scope. Site execution responsibility lies with the contractor unless Project Management services are formally engaged.

REVISIONS :	ISSUED FOR :	Preliminary	Approval
		<input type="checkbox"/>	<input type="checkbox"/>
R 0		Construction	Tender
		<input checked="" type="checkbox"/>	<input type="checkbox"/>

REVISION DETAILS	
NO.	DATE

PROJECT : Proposed Residence at Fairview Gardens

DRAWING TITLE : FIRST FLOOR AREA PLAN

CLIENT NAME : Dasrat Sugrim

CONSTRUCTION : Dasrat Sugrim Design Center Ltd

SITE LOCATION :
Fairview Gardens, Oldbury, St. Philip, Barbados

FLOOR LEVEL : FIRST FLOOR

FLOOR AREA : 1,080.73 SQ. FT.

OVERALL AREA : 2,226.43 SQ. FT.

LAND AREA : 4392 SQ. FT.

DRAWN BY : DRAFTSMAN

CHECKED BY : SENIOR DESIGNER

DRAWN DATE :

DRAWING NO. : D-102

PROJECT NO. : PN-1011

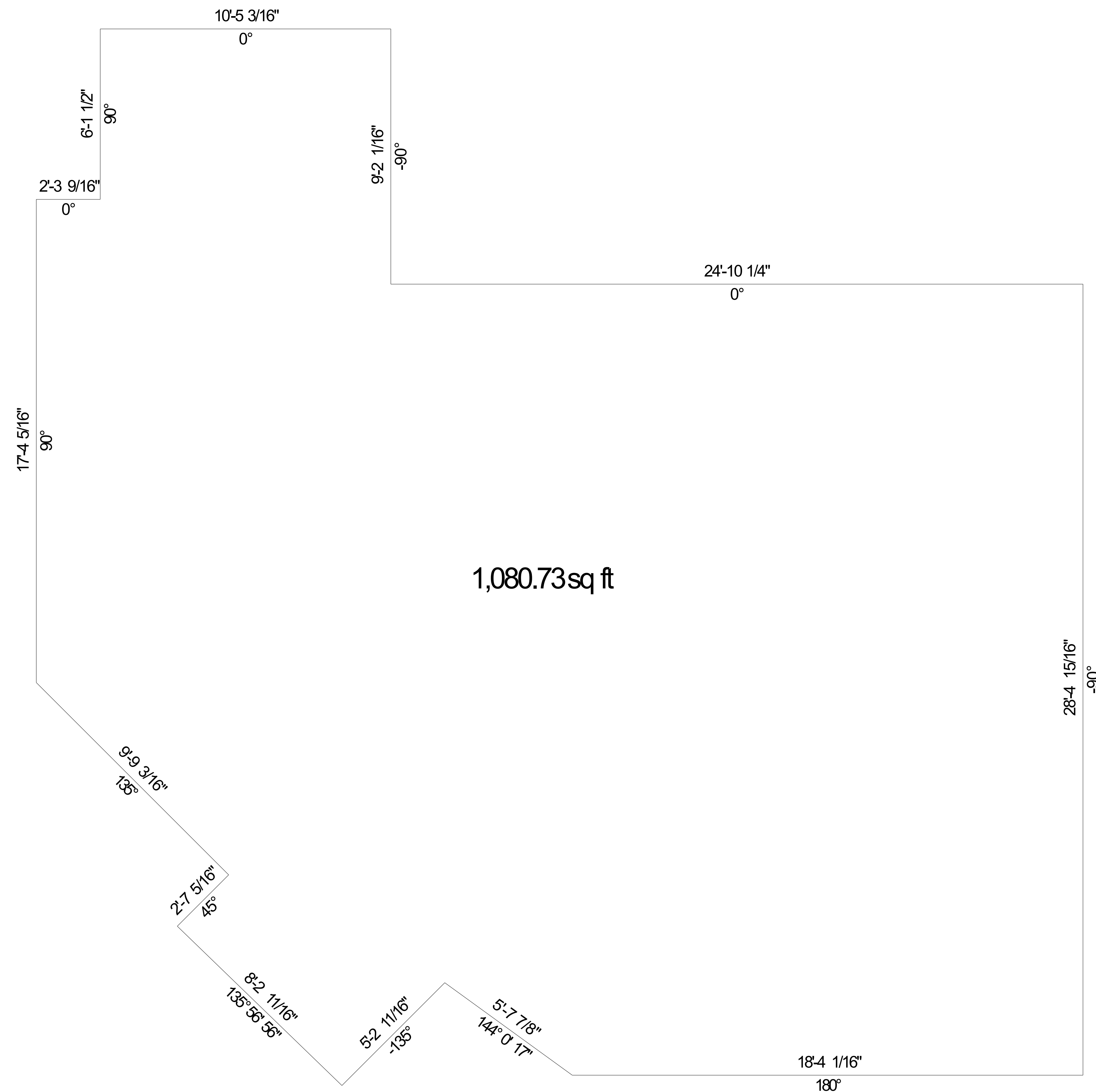
SCALE : NTS

DIMENSION UNITS : FEET AND INCH - (' - ")

SITENOTES :

MAIN NOTES:-

- This design output is a sample prepared for demonstration purposes. It is derived from an existing building previously constructed by our partner company.
- Certain original and key details have been modified and omitted for presentation and security purposes; therefore, this drawing shall not be used for construction.
- For customization or execution, please contact our office directly. Any design development or modifications to this design will be carried out by our office and will be subject to applicable fees.
- This drawing is the property of Artean Design and is intended solely for internal and client presentation use. Unauthorised copying, reproduction, or misuse of this drawing is strictly prohibited.



1,080.73sq ft

ELECTRICAL DRAWING



Call : +1-246-844-1000
Mail: info@arteandesigns.com
Website: www.arteandesigns.com
Location: Orena St. Lawrence, Main Road, Christ Church,
Barbados.

GENERAL NOTES:-
 1 All dimensions are in Feet & Inches, unless noted otherwise.
 2 Do not scale the drawing. Follow written dimensions only.
 3 All dimensions to be verified at site before commencement of work.
 4 Any discrepancies between drawing and site conditions must be reported before execution.
 5 Only the latest revision of the drawing shall be followed.
 6 No design changes shall be made without prior written approval.
 7 Architectural drawings are issued as per agreed scope. Site execution responsibility lies with the contractor unless Project Management services are formally engaged.

REVISIONS :	ISSUED FOR :	Preliminary	Approval
	R 0	<input type="checkbox"/> Construction	<input type="checkbox"/> Tender
		<input checked="" type="checkbox"/>	<input type="checkbox"/>

REVISION DETAILS	
NO.	DATE

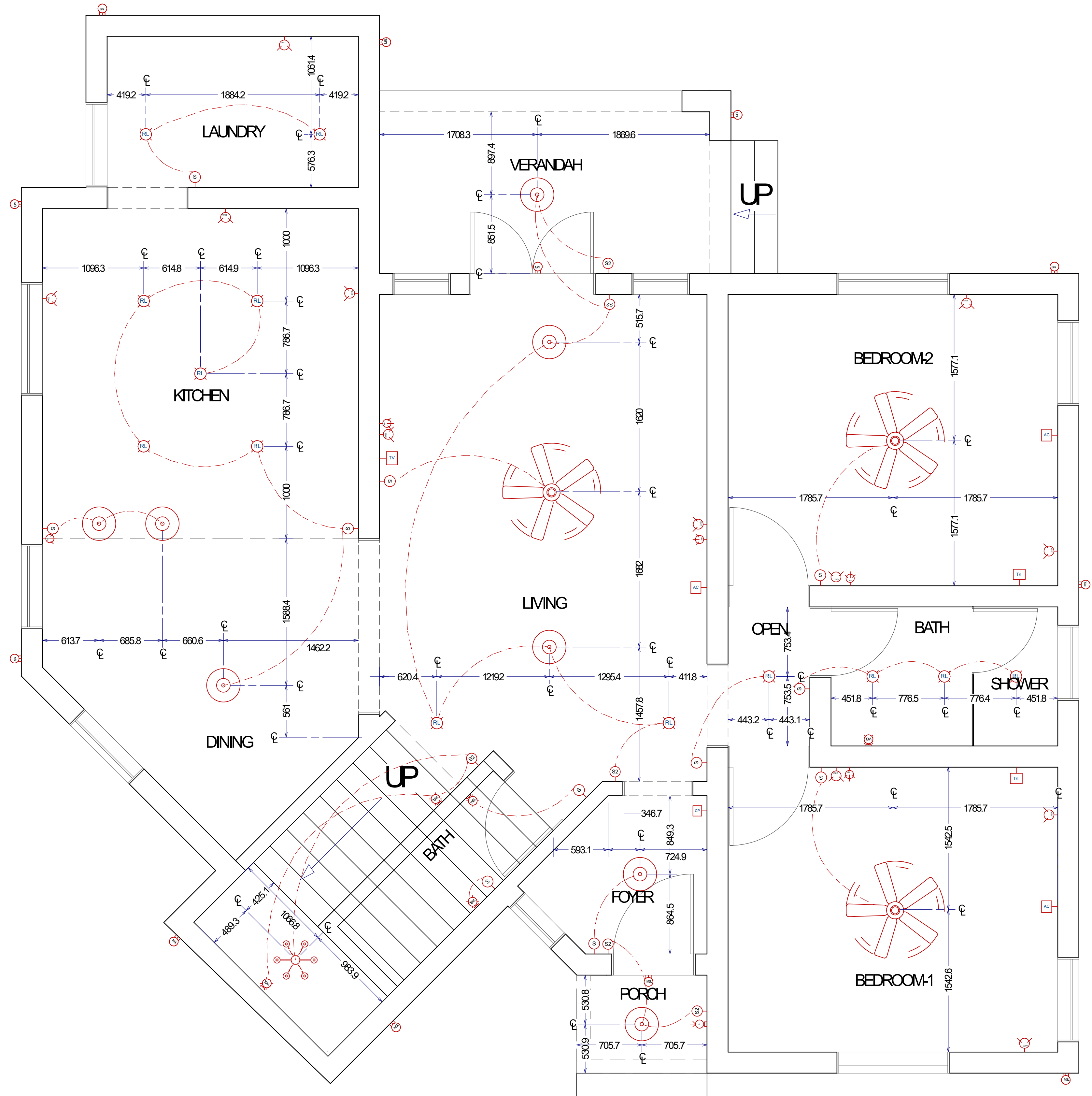
PROJECT : Proposed Residence at Fairview Gardens
 DRAWING TITLE : GROUND FLOOR ELECTRICAL PLAN
 CLIENT NAME : Dasrat Sugrim
 CONSTRUCTION : Dasrat Sugrim Design Center Ltd
 SITE LOCATION : Fairview Gardens, Oldbury, St. Philip, Barbados

FLOOR LEVEL : GROUND FLOOR
 FLOOR AREA : 1,145.75 SQ. FT.
 OVERALL AREA : 2,226.43 SQ. FT.
 LAND AREA : 4392 SQ. FT.
 DRAWN BY : DRAFTSMAN
 CHECKED BY : SENIOR DESIGNER
 DRAWN DATE :
 DRAWING NO. : E-101
 PROJECT NO. : PN-1011
 SCALE : NTS
 DIMENSION UNITS : Millimeter - (m m)

SITENOTES:

MAIN NOTES:-

- This design output is a sample prepared for demonstration purposes. It is derived from an existing building previously constructed by our partner company.
- Certain original and key details have been modified and omitted for presentation and security purposes; therefore, this drawing shall not be used for construction.
- For customization or execution, please contact our office directly. Any design development or modifications to this design will be carried out by our office and will be subject to applicable fees.
- This drawing is the property of Artean Design and is intended solely for internal and client presentation use. Unauthorised copying, reproduction, or misuse of this drawing is strictly prohibited.



All symbols are diagrammatic and indicative only.

ELECTRICAL LEGEND

- RECESS LIGHT
- LED MOTION SENSOR LIGHT
- LED WALL SPOT LIGHT
- CHANDLER
- LED PENDANT LIGHT
- LED WALL MOUNTED LIGHT
- DOUBLE SOCKET 220V
- DOUBLE SOCKET 110V
- SINGLE LIGHT SWITCH
- DOUBLE LIGHT SWITCH
- TRIPLE LIGHT SWITCH
- CIRCUIT PANEL
- CEILING FAN POINT
- TELEPHONE / INTERNET POINT
- AIR CONDITIONER SOCKET
- SHOWER UNIT
- GATE POWER POINT
- WALL MOUNT FAN
- LED PROFILE LIGHT
- EXHAUST FAN POINT
- GEYSER POINT
- BELL

GENERAL NOTES:-
 1 All dimensions are in Feet & Inches, unless noted otherwise.
 2 Do not scale the drawing. Follow written dimensions only.
 3 All dimensions to be verified at site before commencement of work.
 4 Any discrepancies between drawing and site conditions must be reported before execution.
 5 Only the latest revision of the drawing shall be followed.
 6 No design changes shall be made without prior written approval.
 7 Architectural drawings are issued as per agreed scope. Site execution responsibility lies with the contractor unless Project Management services are formally engaged.

REVISIONS :	ISSUED FOR :	Preliminary	Approval
		<input type="checkbox"/>	<input type="checkbox"/>
		Construction	Tender
		<input checked="" type="checkbox"/>	<input type="checkbox"/>

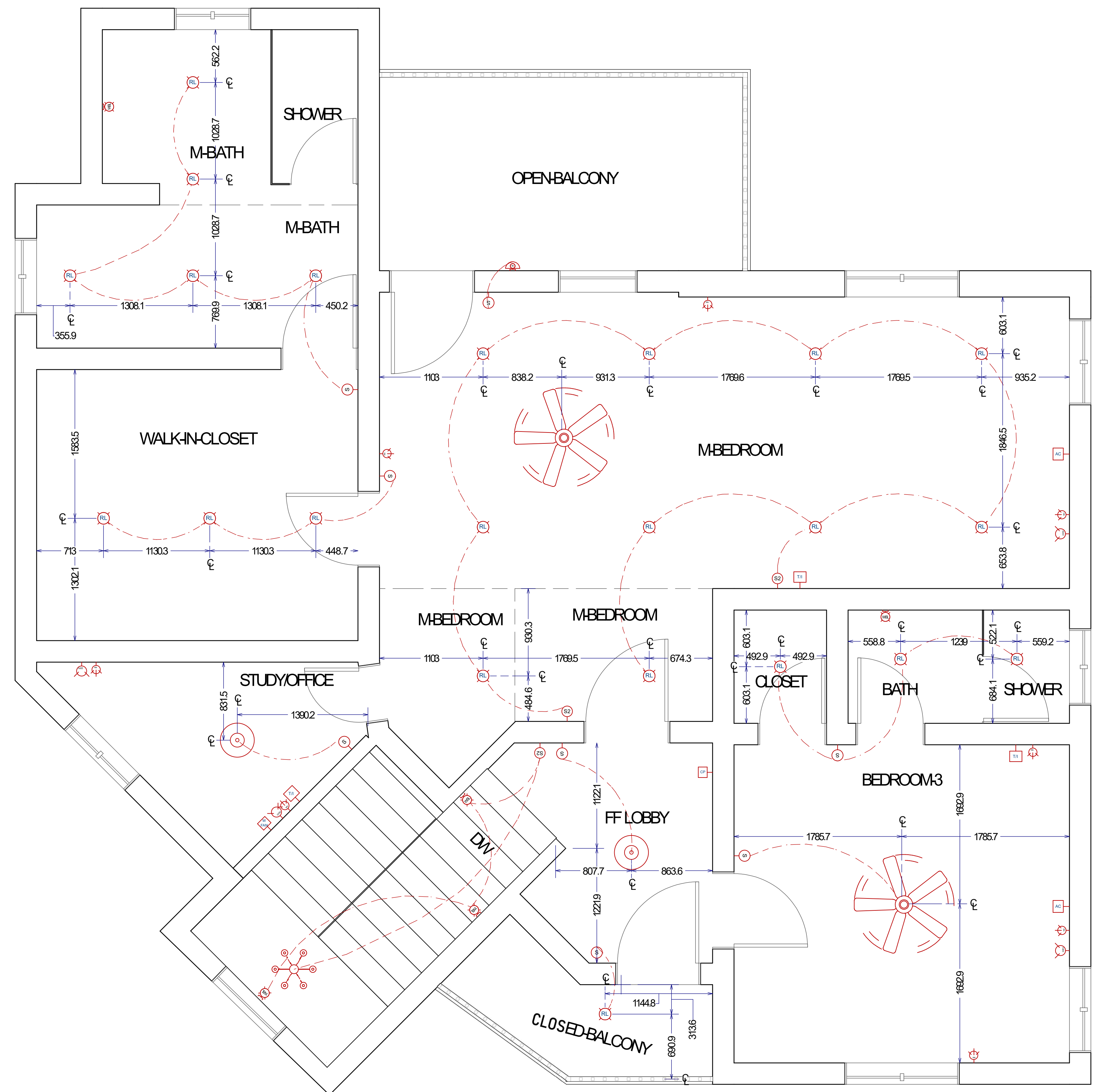
REVISION DETAILS	
NO.	DESCRIPTION

PROJECT : Proposed Residence at Fairview Gardens
 DRAWING TITLE : FIRST FLOOR ELECTRICAL PLAN
 CLIENT NAME : Dasrat Sugrim
 CONSTRUCTION : Dasrat Sugrim Design Center Ltd
 SITE LOCATION : Fairview Gardens, Oldbury, St. Philip, Barbados

FLOOR LEVEL : FIRST FLOOR
 FLOOR AREA : 1,080.73 SQ. FT.
 OVERALL AREA : 2,226.43 SQ. FT.
 LAND AREA : 4392 SQ. FT.
 DRAWN BY : DRAFTSMAN
 CHECKED BY : SENIOR DESIGNER
 DRAWN DATE :
 DRAWING NO. : E-102
 PROJECT NO. : PN-1011
 SCALE : NTS
 DIMENSION UNITS : Millimeter - (mm)

SITENOTES:

MAIN NOTES:-
 • This design output is a sample prepared for demonstration purposes. It is derived from an existing building previously constructed by our partner company.
 • Certain original and key details have been modified and omitted for presentation and security purposes; therefore, this drawing shall not be used for construction.
 • For customization or execution, please contact our office directly. Any design development or modifications to this design will be carried out by our office and will be subject to applicable fees.
 • This drawing is the property of Artean Design and is intended solely for internal and client presentation use. Unauthorised copying, reproduction, or misuse of this drawing is strictly prohibited.



All symbols are diagrammatic and indicate only

ELECTRICAL LEGEND	
	RECESS LIGHT
	LED MOTION SENSOR LIGHT
	LED WALL SPOT LIGHT
	CHANDELIER
	LED PENDANT LIGHT
	LED WALL MOUNTED LIGHT
	DOUBLE SOCKET 220V
	DOUBLE SOCKET 110V
	SINGLE LIGHT SWITCH
	DOUBLE LIGHT SWITCH
	TRIPLE LIGHT SWITCH
	CIRCUIT PANEL
	CEILING FAN POINT
	TELEPHONE / INTERNET POINT
	AIR CONDITIONER SOCKET
	SHAVER UNIT
	GATE POWER POINT
	WALL MOUNT FAN
	LED PROFILE LIGHT
	EXHAUST FAN POINT
	GEYSER POINT
	BELL

PLUMBING DRAWING



Call : +1-246-844-1000
Mail: info@artedesigns.com
Website: www.artedesigns.com
Location: Orena St. Lawrence, Main Road, Christ Church,
Barbados.

GENERAL NOTES:-
 1 All dimensions are in Feet & Inches, unless noted otherwise.
 2 Do not scale the drawing. Follow written dimensions only.
 3 All dimensions to be verified at site before commencement of work.
 4 Any discrepancies between drawing and site conditions must be reported before execution.
 5 Only the latest revision of the drawing shall be followed.
 6 No design changes shall be made without prior written approval.
 7 Architectural drawings are issued as per agreed scope. Site execution responsibility lies with the contractor unless Project Management services are formally engaged.

REVISIONS :	ISSUED FOR :	Preliminary	Approval
		Construction	Tender
R0	<input checked="" type="checkbox"/>	<input type="checkbox"/>	<input type="checkbox"/>

REVISION DETAILS	
NO.	DESCRIPTION

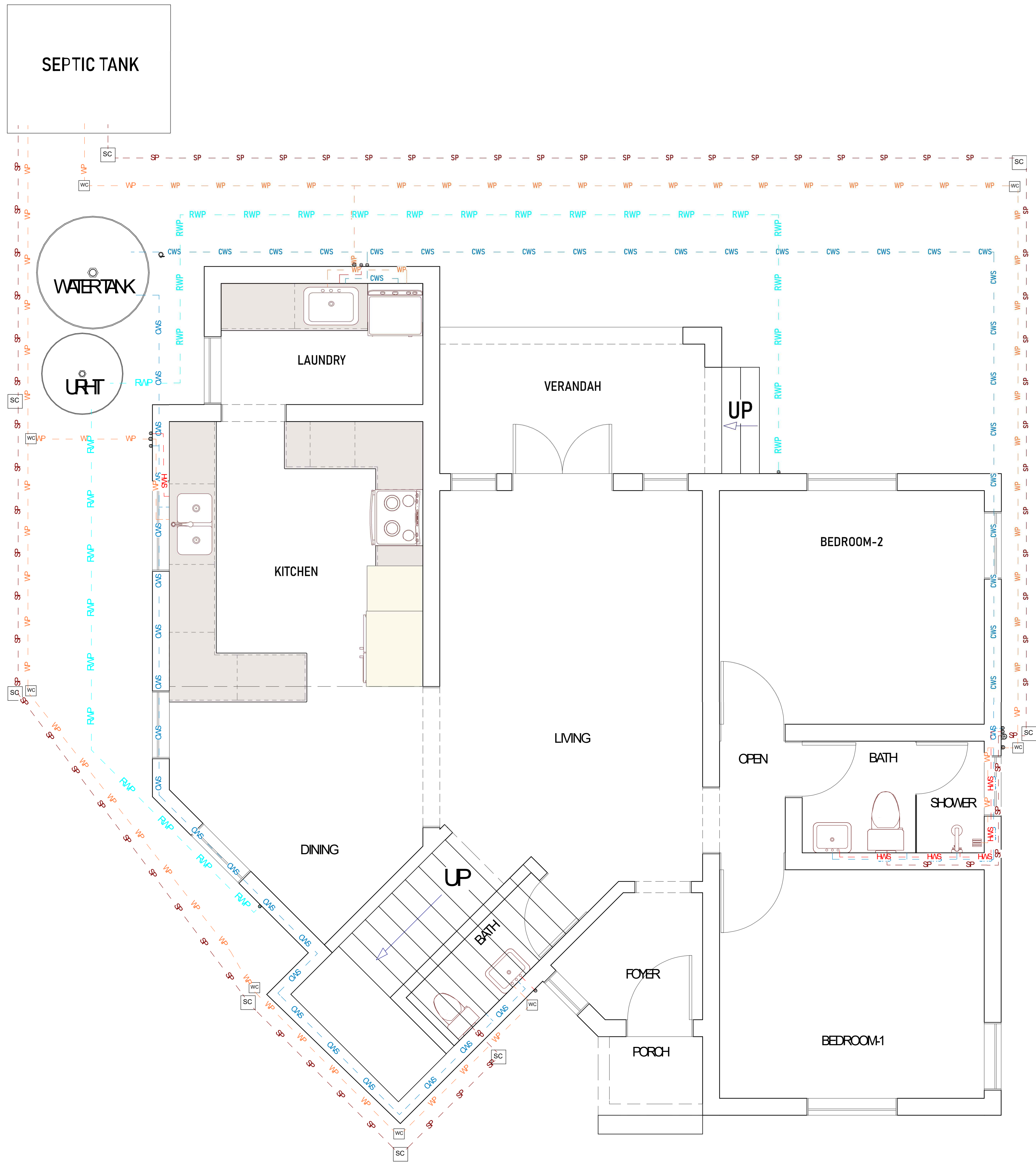
PROJECT : Proposed Residence at Fairview Gardens
DRAWING TITLE : GROUND FLOOR PLUMBING PLAN
CLIENT NAME : Dasrat Sugrim
CONSTRUCTION : Dasrat Sugrim Design Center Ltd
SITE LOCATION : Fairview Gardens, Oldbury, St. Philip, Barbados

FLOOR LEVEL : GROUND FLOOR
FLOOR AREA : 1,145.7 SQ.FT.
OVERALL AREA : 2,226.43 SQ.FT.
LAND AREA : 4392 SQ .FT.
DRAWN BY : DRAFTSMAN

CHECKED BY : SENIOR DESIGNER
DRAWN DATE :
DRAWING NO . : F-101
PROJECT NO : PN-1011
SCALE : NTS
DIMENSION UNITS : Millimeter - (m m)

SITENOTES:

MAIN NOTES:-
 • This design output is a sample prepared for demonstration purposes. It is derived from an existing building previously constructed by our partner company.
 • Certain original and key details have been modified and omitted for presentation and security purposes; therefore, this drawing shall not be used for construction.
 • For customization or execution, please contact our office directly. Any design development or modifications to this design will be carried out by our office and will be subject to applicable fees.
 • This drawing is the property of Artean Design and is intended solely for internal and client presentation use. Unauthorised copying, reproduction, or misuse of this drawing is strictly prohibited.



All symbols are diagrammatic and indicative only.

LEGENDS PLUMBING	
	SOIL PIPE
	WASTE PIPE
	FOUL WATER PIPE
	RAIN WATER PIPE
	COLD WATER SUPPLY
	HOT WATER SUPPLY
	HOT WATER RETURN
	DOMESTIC WATER SERVICE
	NON-RETURN VALVE
	FLOOR DRAIN
	CLEANOUT
	Hose Bibb
	SOIL CHAMBER
	WASTE CHAMBER
	SOIL PIPE UP/DOWN
	COLD WATER SUPPLY UP/DOWN
	WASTE PIPE UP/DOWN
	HOT WATER SUPPLY UP/DOWN
	HOT WATER RETURN UP/DOWN
	RAIN WATER PIPE UP/DOWN

GENERAL NOTES:-
 1 All dimensions are in Feet & Inches, unless noted otherwise.
 2 Do not scale the drawing. Follow written dimensions only.
 3 All dimensions to be verified at site before commencement of work.
 4 Any discrepancies between drawing and site conditions must be reported before execution.
 5 Only the latest revision of the drawing shall be followed.
 6 No design changes shall be made without prior written approval.
 7 Architectural drawings are issued as per agreed scope. Site execution responsibility lies with the contractor unless Project Management services are formally engaged.

REVISIONS : R 0	ISSUED FOR :	Preliminary	Approval
		Construction	Tender
		<input checked="" type="checkbox"/>	<input type="checkbox"/>

REVISION DETAILS	
NO.	DESCRIPTION

PROJECT : Proposed Residence at Fairview Gardens
 DRAWING TITLE : FIRST FLOOR PLUMBING PLAN
 CLIENT NAME : Dasrat Sugrim
 CONSTRUCTION : Dasrat Sugrim Design Center Ltd
 SITE LOCATION : Fairview Gardens, Oldbury, St. Philip, Barbados
 FLOOR LEVEL : FIRST FLOOR
 FLOOR AREA : 1,080.73 SQ. FT.
 OVERALL AREA : 2,226.43 SQ. FT.
 LAND AREA : 4392 SQ. FT.
 DRAWN BY : DRAFTSMAN
 CHECKED BY : SENIOR DESIGNER
 DRAWN DATE :
 DRAWING NO. : F-102
 PROJECT NO. : PN-1011
 SCALE : NTS
 DIMENSION UNITS : Millimeter - (mm)



All symbols are diagrammatic and indicative only.

LEGENDS PLUMBING	
SP	SOIL PIPE
WP	WASTE PIPE
FWP	FOUL WATER PIPE
RWP	RAIN WATER PIPE
CWS	COLD WATER SUPPLY
HWS	HOT WATER SUPPLY
HWR	HOT WATER RETURN
DWS	DOMESTIC WATER SERVICE
NRV	NON-RETURN VALVE
FD	FLOOR DRAIN
CO	CLEANOUT
HB	Hose Bibb
SC	SOIL CHAMBER
WC	WASTE CHAMBER
SP-UD	SOIL PIPE UP/DOWN
CWS-UD	COLD WATER SUPPLY UP/DOWN
WP-UD	WASTE PIPE UP/DOWN
HWS-UD	HOT WATER SUPPLY UP/DOWN
HWR-UD	HOT WATER RETURN UP/DOWN
RWP-UD	RAIN WATER PIPE UP/DOWN

MAIN NOTES:-
 • This design output is a sample prepared for demonstration purposes. It is derived from an existing building previously constructed by our partner company.
 • Certain original and key details have been modified and omitted for presentation and security purposes; therefore, this drawing shall not be used for construction.
 • For customization or execution, please contact our office directly. Any design development or modifications to this design will be carried out by our office and will be subject to applicable fees.
 • This drawing is the property of Artean Design and is intended solely for internal and client presentation use. Unauthorised copying, reproduction, or misuse of this drawing is strictly prohibited.

GENERAL NOTES:-
 1 All dimensions are in Feet & Inches, unless noted otherwise.
 2 Do not scale the drawing. Follow written dimensions only.
 3 All dimensions to be verified at site before commencement of work.
 4 Any discrepancies between drawing and site conditions must be reported before execution.
 5 Only the latest revision of the drawing shall be followed.
 6 No design changes shall be made without prior written approval.
 7 Architectural drawings are issued as per agreed scope. Site execution responsibility lies with the contractor unless Project Management services are formally engaged.

REVISIONS :	ISSUED FOR :	Preliminary	Approval
R0		<input type="checkbox"/>	<input type="checkbox"/>
		Construction	Tender
		<input checked="" type="checkbox"/>	<input type="checkbox"/>

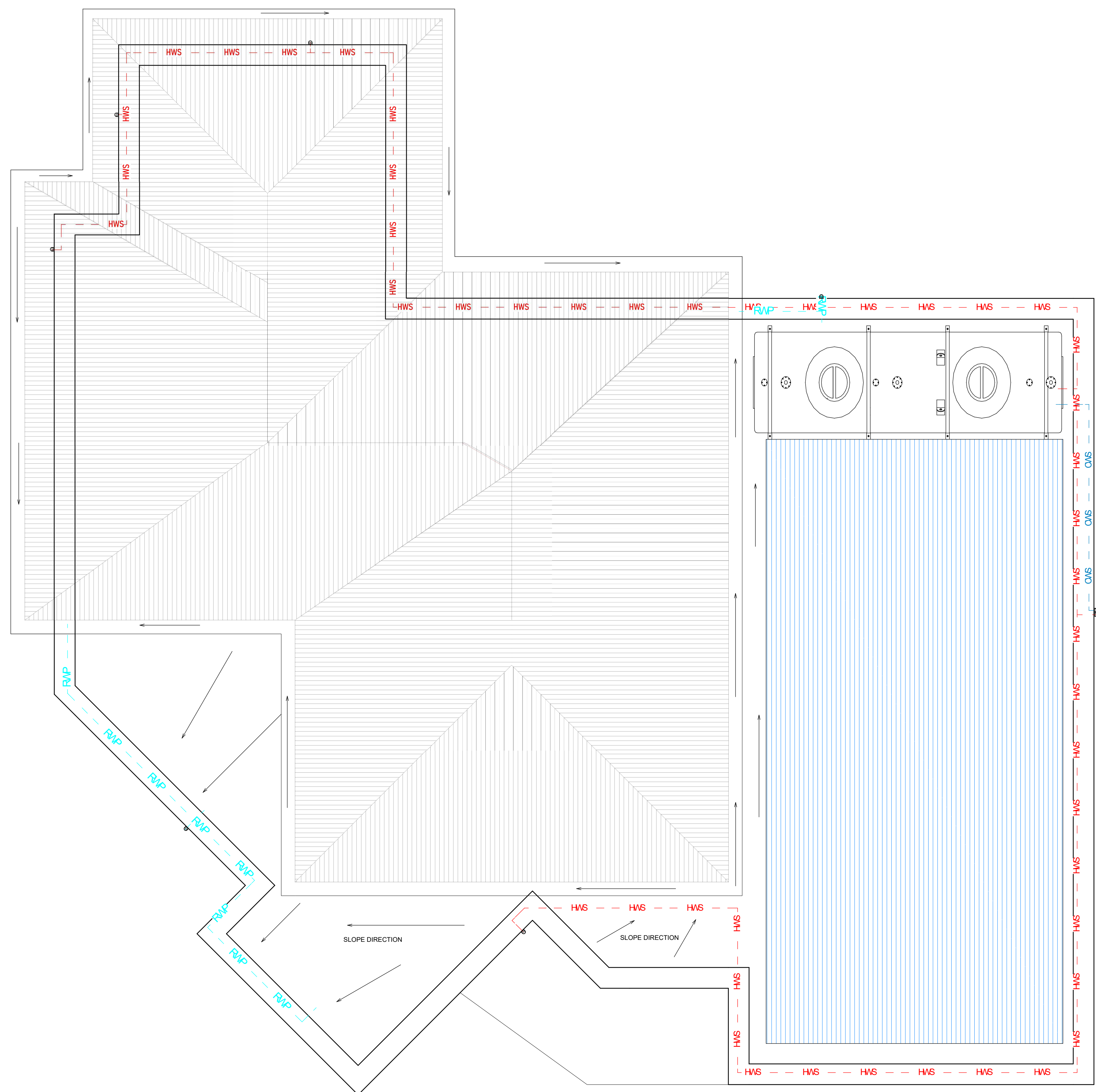
REVISION DETAILS	
NO.	DATE

PROJECT : Proposed Residence at Fairview Gardens
 DRAWING TITLE : TERRACE FLOOR PLUMBING PLAN
 CLIENT NAME : Dasrat Sugrim
 CONSTRUCTION : Dasrat Sugrim Design Center Ltd
 SITE LOCATION : Fairview Gardens, Oldbury, St. Philip, Barbados

FLOOR LEVEL : TERRACE FLOOR
 FLOOR AREA :
 OVERALL AREA : 2,226.43 SQ. FT.
 LAND AREA : 4392 SQ. FT.
 DRAWN BY : DRAFTSMAN
 CHECKED BY : SENIOR DESIGNER
 DRAWN DATE :
 DRAWING NO. : F-103
 PROJECT NO. : PN-1011
 SCALE : NTS
 DIMENSION UNITS : Millimeter - (mm)

SITENOTES:

MAIN NOTES:-
 • This design output is a sample prepared for demonstration purposes. It is derived from an existing building previously constructed by our partner company.
 • Certain original and key details have been modified and omitted for presentation and security purposes; therefore, this drawing shall not be used for construction.
 • For customization or execution, please contact our office directly. Any design development or modifications to this design will be carried out by our office and will be subject to applicable fees.
 • This drawing is the property of Artean Design and is intended solely for internal and client presentation use. Unauthorised copying, reproduction, or misuse of this drawing is strictly prohibited.



All symbols are diagrammatic and indicative only.

LEGENDS PLUMBING	
SP	SOIL PIPE
WP	WASTE PIPE
FWP	FOUL WATER PIPE
RWP	RAIN WATER PIPE
OWS	COLD WATER SUPPLY
HWS	HOT WATER SUPPLY
HWR	HOT WATER RETURN
DWS	DOMESTIC WATER SERVICE
	NON-RETURN VALVE
	FLOOR DRAIN
	CLEANOUT
	Hose Bibb
	SOIL CHAMBER
	WASTE CHAMBER
	SOIL PIPE UP/DOWN
	COLD WATER SUPPLY UP/DOWN
	WASTE PIPE UP/DOWN
	HOT WATER SUPPLY UP/DOWN
	HOT WATER RETURN UP/DOWN
	RAIN WATER PIPE UP/DOWN

SITE PLAN



Call : +1-246-844-1000
Mail: info@artedesigns.com
Website: www.artedesigns.com
Location: Orena St. Lawrence, Main Road, Christ Church,
Barbados.

GENERAL NOTES:-
 1 All dimensions are in Feet & Inches, unless noted otherwise.
 2 Do not scale the drawing. Follow written dimensions only.
 3 All dimensions to be verified at site before commencement of work.
 4 Any discrepancies between drawing and site conditions must be reported before execution.
 5 Only the latest revision of the drawing shall be followed.
 6 No design changes shall be made without prior written approval.
 7 Architectural drawings are issued as per agreed scope. Site execution responsibility lies with the contractor unless Project Management services are formally engaged.

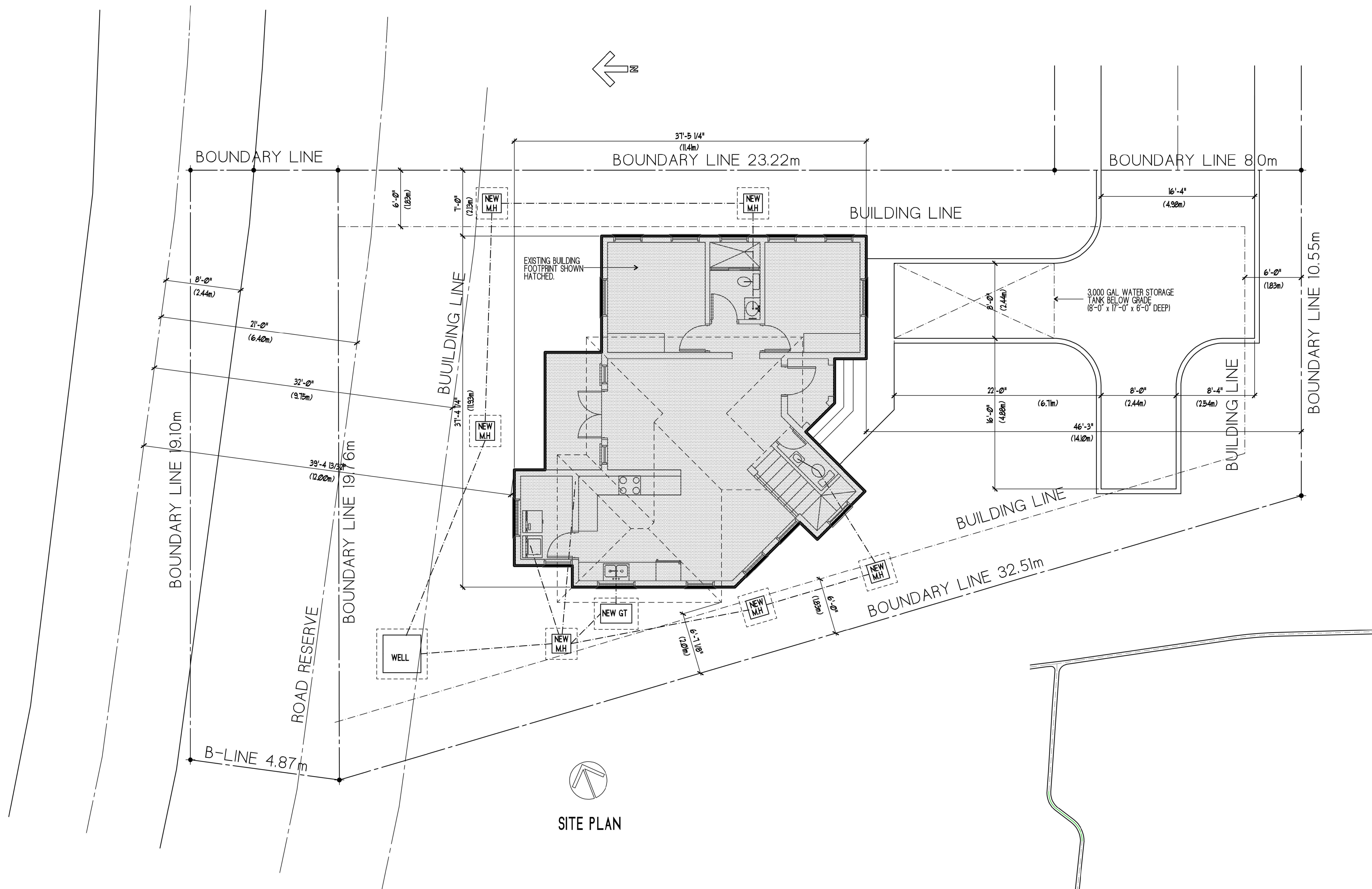
REVISIONS :	ISSUED FOR :	Preliminary	Approval
R 0	<input checked="" type="checkbox"/>	Construction	Tender

REVISION DETAILS	
NO.	DESCRIPTION

PROJECT : Proposed Residence at Fairview Gardens
 DRAWING TITLE : APPR OVAL DRAWING
 CLIENT NAME : Dasrat Sugrim
 CONSTRUCTION : Dasrat Sugrim Design Center Ltd
 SITE LOCATION : Fairview Gardens, Oldbury, St. Philip, Barbados
 FLOOR LEVEL :
 FLOOR AREA : 1,145.75 SQ .FT.
 OVERALL AREA : 2,226.435 SQ .FT.
 LAND AREA : 4392 SQ .FT.
 DRAWN BY : DRAFTSMAN
 CHECKED BY : SENIOR DESIGNER
 DRAWN DATE :
 DRAWING NO . : G -101
 PROJECT NO : PN-1011
 SCALE : NTS
 DIMENSION UNITS : FEET AND INCH - ('-")

SITENOTES:

MAIN NOTES:-
 • This design output is a sample prepared for demonstration purposes. It is derived from an existing building previously constructed by our partner company.
 • Certain original and key details have been modified and omitted for presentation and security purposes; therefore, this drawing shall not be used for construction.
 • For customization or execution, please contact our office directly. Any design development or modifications to this design will be carried out by our office and will be subject to applicable fees.
 • This drawing is the property of Artean Design and is intended solely for internal and client presentation use. Unauthorised copying, reproduction, or misuse of this drawing is strictly prohibited.




SITE PLAN

3D FLOOR PLAN



Call : +1-246-844-1000
Mail: info@arteandesigns.com
Website: www.arteandesigns.com
Location: Orena St. Lawrence, Main Road, Christ Church,
Barbados.



ARTEAN
DESIGNS LTD
Call : +1-246-844-1000
Mail: info@arteandesigns.com
Website: www.arteandesigns.com
Location: Orena St. Lawrence, Main Road, Christ Church, Barbados.

- GENERAL NOTES:-**
 1 All dimensions are in Feet & Inches, unless noted otherwise.
 2 Do not scale the drawing. Follow written dimensions only.
 3 All dimensions to be verified at site before commencement of work.
 4 Any discrepancies between drawing and site conditions must be reported before execution.
 5 Only the latest revision of the drawing shall be followed.
 6 No design changes shall be made without prior written approval.
 7 Architectural drawings are issued as per agreed scope. Site execution responsibility lies with the contractor unless Project Management services are formally engaged.

REVISIONS : R0	ISSUED FOR :	Preliminary	Approval
		<input type="checkbox"/>	<input type="checkbox"/>
		Construction	Tender
		<input checked="" type="checkbox"/>	<input type="checkbox"/>

REVISION DETAILS	
NO.	DATE DESCRIPTION

PROJECT : Proposed Residence at Fairview Gardens

DRAWING TITLE : SITE 3D FLOOR PLAN

CLIENT NAME : Dasrat Sugrim

CONSTRUCTION : Dasrat Sugrim Design Center Ltd

SITE LOCATION :
Fairview Gardens, Oldbury, St. Philip, Barbados

FLOOR LEVEL : GROUND FLOOR

FLOOR AREA : 1,145.75 SQ .FT.

OVERALL AREA : 2,226.435 SQ .FT.

LAND AREA : 4392 SQ .FT.

DRAW BY : DRAFTSMAN

CHECKED BY : SENIOR DESIGNER

DRAW DATE :

DRAWING NO . : H-101

PROJECT NO : PN-1011

SCALE : NTS

DIMENSION UNITS : FEET AND INCH -('- ")

SITE NOTES :

- MAIN NOTES:-**
- This design output is a sample prepared for demonstration purposes. It is derived from an existing building previously constructed by our partner company.
 - Certain original and key details have been modified and omitted for presentation and security purposes; therefore, this drawing shall not be used for construction.
 - For customization or execution, please contact our office directly. Any design development or modifications to this design will be carried out by our office and will be subject to applicable fees.
 - This drawing is the property of Artean Design and is intended solely for internal and client presentation use. Unauthorised copying, reproduction, or misuse of this drawing is strictly prohibited.





GENERAL NOTES:-
 1 All dimensions are in Feet & Inches, unless noted otherwise.
 2 Donot scale the drawing. Follow written dimensions only.
 3 All dimensions to be verified at site before commencement of work.
 4 Any discrepancies between drawing and site conditions must be reported before execution.
 5 Only the latest revision of the drawing shall be followed.
 6 No design changes shall be made without prior written approval.
 7 Architectural drawings are issued as per agreed scope. Site execution responsibility lies with the contractor unless Project Management services are formally engaged.

R E V I S I O N S : R 0	ISSUED FOR :	Preliminary	Approval
		<input type="checkbox"/>	<input type="checkbox"/>
		Construction	Tender
		<input checked="" type="checkbox"/>	<input type="checkbox"/>

REVISION DETAILS	
NO. DATE	DESCRIPTION

PROJECT : Proposed Residence at Fairview Gardens
 DRAWING TITLE : GROUND FLOOR 3D FLOOR PLAN
 CLIENT NAME : Dasrat Sugrim
 CONSTRUCTION : Dasrat Sugrim Design Center Ltd
 SITE LOCATION : Fairview Gardens, Oldbury, St. Philip, Barbados
 FLOOR LEVEL : GROUND FLOOR
 FLOOR AREA : 1,145.75 SQ .FT.
 OVERALL AREA : 2,226.435 SQ .FT.
 LAND AREA : 4392 SQ .FT.
 DRAWN BY : DRAFTSMAN
 CHECKED BY : SENIOR DESIGNER
 DRAWN DATE :
 DRAWING NO . : H-102
 PROJECT NO : PN-1011
 SCALE : NTS
 DIMENSION UNITS : FEET AND INCH -(' - ")

SITENOTES:

MAIN NOTES:-
 • This design output is a sample prepared for demonstration purposes. It is derived from an existing building previously constructed by our partner company.
 • Certain original and key details have been modified and omitted for presentation and security purposes; therefore, this drawing shall not be used for construction.
 • For customization or execution, please contact our office directly. Any design development or modifications to this design will be carried out by our office and will be subject to applicable fees.
 • This drawing is the property of Artean Design and is intended solely for internal and client presentation use. Unauthorised copying, reproduction, or misuse of this drawing is strictly prohibited.



GENERAL NOTES:-
 1 All dimensions are in Feet & Inches, unless noted otherwise.
 2 Do not scale the drawing. Follow written dimensions only.
 3 All dimensions to be verified at site before commencement of work.
 4 Any discrepancies between drawing and site conditions must be reported before execution.
 5 Only the latest revision of the drawing shall be followed.
 6 No design changes shall be made without prior written approval.
 7 Architectural drawings are issued as per agreed scope. Site execution responsibility lies with the contractor unless Project Management services are formally engaged.

R E V I S I O N S : R 0	ISSUED FOR :	Preliminary	Approval
		Construction	Tender
		<input type="checkbox"/>	<input type="checkbox"/>
		<input checked="" type="checkbox"/>	<input type="checkbox"/>

REVISION DETAILS	
NO. DATE	DESCRIPTION

PROJECT : Proposed Residence at Fairview Gardens

DRAWING TITLE : FIRST FLOOR 3D FLOOR PLAN

CLIENT NAME : Dasrat Sugrim

CONSTRUCTION : Dasrat Sugrim Design Center Ltd

SITE LOCATION :
 Fairview Gardens, Oldbury, St. Philip, Barbados

FLOOR LEVEL : FIRST FLOOR

FLOOR AREA : 1,145.75 SQ .FT.

OVERALL AREA : 2,226.435 SQ .FT.

LAND AREA : 4392 SQ .FT.

DRAWN BY : DRAFTSMAN

CHECKED BY : SENIOR DESIGNER

DRAWN DATE :

DRAWING NO . : H-103

PROJECT NO : PN-1011

SCALE : NTS

DIMENSION UNITS : FEET AND INCH -(' - ")

SITENOTES:

MAIN NOTES:-
 • This design output is a sample prepared for demonstration purposes. It is derived from an existing building previously constructed by our partner company.
 • Certain original and key details have been modified and omitted for presentation and security purposes; therefore, this drawing shall not be used for construction.
 • For customization or execution, please contact our office directly. Any design development or modifications to this design will be carried out by our office and will be subject to applicable fees.
 • This drawing is the property of Artean Design and is intended solely for internal and client presentation use. Unauthorised copying, reproduction, or misuse of this drawing is strictly prohibited.

3D VIRTUAL TOURS & VIDEO



Call : +1-246-844-1000
Mail: info@arteandesigns.com
Website: www.arteandesigns.com
Location: Orena St. Lawrence, Main Road, Christ Church,
Barbados.



➔ **VR FULL HOME DESIGN** ←

https://arteandesignsvr.com/vr_home/fairwin_gardens/

➔ **3D WALKTHROUGH VIDEO** ←

<https://youtu.be/SpvD8C1gUT0>

GENERAL NOTES:-
 1 All dimensions are in Feet & Inches, unless noted otherwise.
 2 Donot scale the drawing. Follow written dimensions only.
 3 All dimensions to be verified at site before commencement of work.
 4 Any discrepancies between drawing and site conditions must be reported before execution.
 5 Only the latest revision of the drawing shall be followed.
 6 No design changes shall be made without prior written approval.
 7 Architectural drawings are issued as per agreed scope. Site execution responsibility lies with the contractor unless Project Management services are formally engaged.

REVISIONS :	ISSUED FOR :	Preliminary	Approval
R 0		<input type="checkbox"/>	<input type="checkbox"/>
		Construction	Tender
		<input checked="" type="checkbox"/>	<input type="checkbox"/>

REVISION DETAILS	
NO.	DATE DESCRIPTION

PROJECT : Proposed Residence at Fairview Gardens
 DRAWING TITLE : VR TOUR LINK
 CLIENT NAME : Dasrat Sugrim
 CONSTRUCTION : Dasrat Sugrim Design Center Ltd
 SITE LOCATION : Fairview Gardens, Oldbury, St. Philip, Barbados

FLOOR LEVEL :
 FLOOR AREA :
 OVERALL AREA : 2,226.4350 .FT.
 LAND AREA : 4392 SQ .FT.
 DRAWN BY : DRAFTSMAN
 CHECKED BY : SENIOR DESIGNER
 DRAWN DATE :
 DRAWING NO . :
 PROJECT NO : PN-1011
 SCALE : NTS
 DIMENSION UNITS :
 SITE NOTES :

MAIN NOTES:-
 • This design output is a sample prepared for demonstration purposes. It is derived from an existing building previously constructed by our partner company.
 • Certain original and key details have been modified and omitted for presentation and security purposes; therefore, this drawing shall not be used for construction.
 • For customization or execution, please contact our office directly. Any design development or modifications to this design will be carried out by our office and will be subject to applicable fees.
 • This drawing is the property of Artean Design and is intended solely for internal and client presentation use. Unauthorised copying, reproduction, or misuse of this drawing is strictly prohibited.

- VR TOUR INSTRUCTIONS**
- If you check the printed design book you will see the url, type the provided URL into your web browser.
 - You can explore multiple VR tour samples on our website: www.arteandesigns.com
 - Inside the VR tour, tap/ click on the highlighted points near doors or within the space to move from one location to another.

INTERIOR DESIGN



Call : +1-246-844-1000
Mail: info@artedesigns.com
Website: www.artedesigns.com
Location: Orena St. Lawrence, Main Road, Christ Church,
Barbados.









































EXTERIOR DESIGN



Call : +1-246-844-1000
Mail: info@artedesigns.com
Website: www.artedesigns.com
Location: Orena St. Lawrence, Main Road, Christ Church,
Barbados.





ARTEAN
DESIGNS LTD




ARTEAN
DESIGNS LTD

Architectural Design & Consulting By **Artean Designs**



 +1 246 850-4000



www.Arteandesigns.com

Architectural Design & Consulting By **Artean Designs**







DOOR AND WINDOW SCHEDULE



Call : +1-246-844-1000
Mail: info@artedesigns.com
Website: www.artedesigns.com
Location: Orena St. Lawrence, Main Road, Christ Church,
Barbados.



GENERAL NOTES:-
 1 All dimensions are in Feet & Inches, unless noted otherwise.
 2 Do not scale the drawing. Follow written dimensions only.
 3 All dimensions to be verified at site before commencement of work.
 4 Any discrepancies between drawing and site conditions must be reported before execution.
 5 Only the latest revision of the drawing shall be followed.
 6 No design changes shall be made without prior written approval.
 7 Architectural drawings are issued as per agreed scope. Site execution responsibility lies with the contractor unless Project Management services are formally engaged.

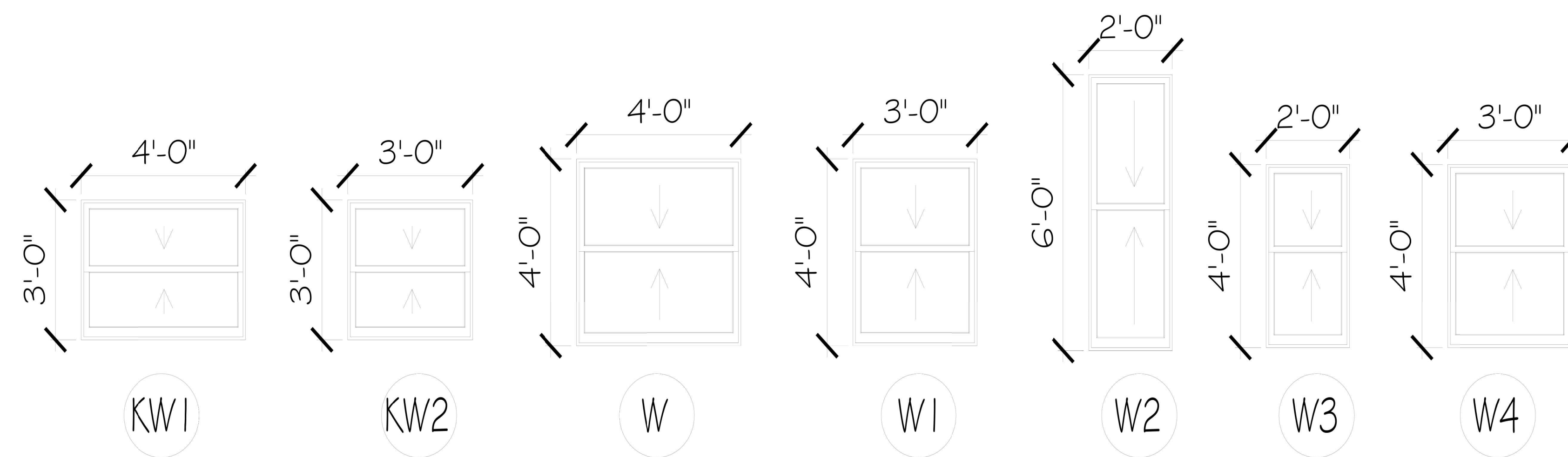
REVISIONS :	ISSUED FOR :	Preliminary	Approval
		<input type="checkbox"/>	<input type="checkbox"/>
R 0		Construction	Tender
		<input checked="" type="checkbox"/>	<input type="checkbox"/>

REVISION DETAILS	
NO.	DATE

PROJECT : Proposed Residence at Fairview Gardens
 DRAWING TITLE : DOOR AND WINDOW SCHEDULE - 1
 CLIENT NAME : Dasrat Sugrim
 CONSTRUCTION : Dasrat Sugrim Design Center Ltd
 SITE LOCATION : Fairview Gardens, Oldbury, St. Philip, Barbados
 FLOOR LEVEL :
 FLOOR AREA :
 OVERALL AREA : 2,226.4350 .FT.
 LAND AREA : 4392 SQ .FT.
 DRAWN BY : DRAFTSMAN
 CHECKED BY : SENIOR DESIGNER
 DRAWN DATE :
 DRAWING NO . : I-101
 PROJECT NO : PN-1011
 SCALE : NTS
 DIMENSION UNITS : FEET AND INCH - (' - ")

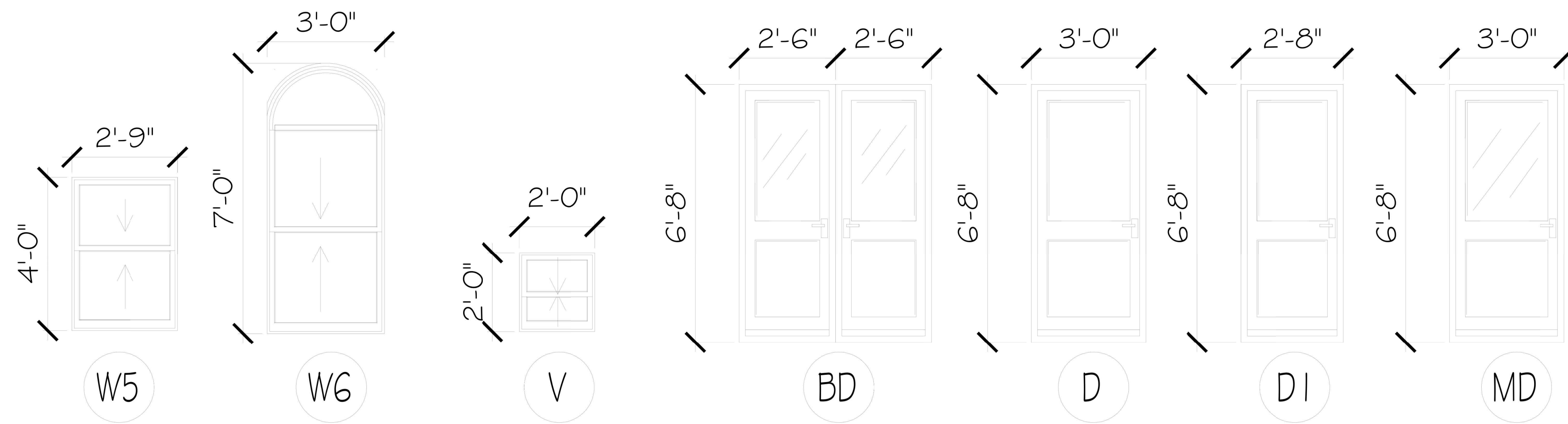
SITENOTES:

MAIN NOTES:-
 • This design output is a sample prepared for demonstration purposes. It is derived from an existing building previously constructed by our partner company.
 • Certain original and key details have been modified and omitted for presentation and security purposes; therefore, this drawing shall not be used for construction.
 • For customization or execution, please contact our office directly. Any design development or modifications to this design will be carried out by our office and will be subject to applicable fees.
 • This drawing is the property of Artean Design and is intended solely for internal and client presentation use. Unauthorised copying, reproduction, or misuse of this drawing is strictly prohibited.



	WINDOW TYPE	MATERIAL	WIDTH	HEIGHT	Mulling Required	TOTAL WINDOW QUANTITY
KW1	Aluminum Sash Window	uPVC & Glass	4'-0"	3'-0"	4"	01
KW2	Aluminum Sash Window	uPVC & Glass	3'-0"	3'-0"	4"	01
W	Aluminum Sash Window	uPVC & Glass	4'-0"	4'-0"	4"	04
W1	Aluminum Sliding Window	uPVC & Glass	3'-0"	4'-0"	4"	04
W2	Aluminum Sliding Window	uPVC & Glass	2'-0"	6'-0"	4"	02
W3	Aluminum Sliding Window	uPVC & Glass	2'-0"	4'-0"	4"	01
W4	Aluminum Sliding Window	uPVC & Glass	3'-0"	4'-0"	4"	03

Note: All windows to be supplied with functioning Insect Screens



	WINDOW TYPE	MATERIAL	WIDTH	HEIGHT	Mulling Required	TOTAL WINDOW QUANTITY
W5	Aluminum Sash Window	uPVC & Glass	2'-9"	4'-0"	4"	01
W6	Aluminum Sash Window	uPVC & Glass	3'-0"	7'-0"	4"	01
V	Aluminum Sash Window	uPVC & Glass	2'-0"	2'-0"	4"	04
BD	Wooden Panel Door	Hardwood & Glass	5'-0"	6'-8"	00	01
D	Wooden Panel Door	Hardwood & Glass	3'-0"	6'-8"	00	06
DI	Wooden Panel Door	Hardwood & Glass	2'-8"	6'-8"	00	07
MD	Wooden Panel Door	Hardwood & Glass	3'-0"	6'-8"	00	01

Note: All windows to be supplied with functioning Insect Screens

SITE ORIENTATION PG . NO . 63

ARTEAN DESIGNS LTD
 Call : +1-246-844-1000
 Mail: info@arteandesigns.com
 Website: www.arteandesigns.com
 Location: Orena St. Lawrence, Main Road, Christ Church, Barbados.

GENERAL NOTES:-
 1 All dimensions are in Feet & Inches, unless noted otherwise.
 2 Do not scale the drawing. Follow written dimensions only.
 3 All dimensions to be verified at site before commencement of work.
 4 Any discrepancies between drawing and site conditions must be reported before execution.
 5 Only the latest revision of the drawing shall be followed.
 6 No design changes shall be made without prior written approval.
 7 Architectural drawings are issued as per agreed scope. Site execution responsibility lies with the contractor unless Project Management services are formally engaged.

REVISIONS : R 0	ISSUED FOR :	Preliminary	Approval
		Construction	Tender
		<input checked="" type="checkbox"/>	<input type="checkbox"/>

REVISION DETAILS	
NO.	DESCRIPTION

PROJECT : Proposed Residence at Fairview Gardens
 DRAWING TITLE : DOOR AND WINDOW SCHEDULE - 2
 CLIENT NAME : Dasrat Sugrim
 CONSTRUCTION : Dasrat Sugrim Design Center Ltd
 SITE LOCATION : Fairview Gardens, Oldbury, St. Philip, Barbados
 FLOOR LEVEL :
 FLOOR AREA :
 OVERALL AREA : 2,226.43 SQ. FT.
 LAND AREA : 4392 SQ. FT.
 DRAWN BY : DRAFTSMAN
 CHECKED BY : SENIOR DESIGNER
 DRAWN DATE :
 DRAWING NO. : I-102
 PROJECT NO. : PN-1011
 SCALE : NTS
 DIMENSION UNITS : FEET AND INCH - (' - ")

SITENOTES:
MAIN NOTES:-
 • This design output is a sample prepared for demonstration purposes. It is derived from an existing building previously constructed by our partner company.
 • Certain original and key details have been modified and omitted for presentation and security purposes; therefore, this drawing shall not be used for construction.
 • For customization or execution, please contact our office directly. Any design development or modifications to this design will be carried out by our office and will be subject to applicable fees.
 • This drawing is the property of Artean Design and is intended solely for internal and client presentation use. Unauthorised copying, reproduction, or misuse of this drawing is strictly prohibited.

KITCHEN SCHEDULE



Call : +1-246-844-1000
Mail: info@arteandesigns.com
Website: www.arteandesigns.com
Location: Orena St. Lawrence, Main Road, Christ Church,
Barbados.

GENERAL NOTES:-
 1 All dimensions are in Feet & Inches, unless noted otherwise.
 2 Do not scale the drawing. Follow written dimensions only.
 3 All dimensions to be verified at site before commencement of work.
 4 Any discrepancies between drawing and site conditions must be reported before execution.
 5 Only the latest revision of the drawing shall be followed.
 6 No design changes shall be made without prior written approval.
 7 Architectural drawings are issued as per agreed scope. Site execution responsibility lies with the contractor unless Project Management services are formally engaged.

REVISIONS :	ISSUED FOR :	Preliminary	Approval
		Construction	Tender
R0		<input checked="" type="checkbox"/>	<input type="checkbox"/>

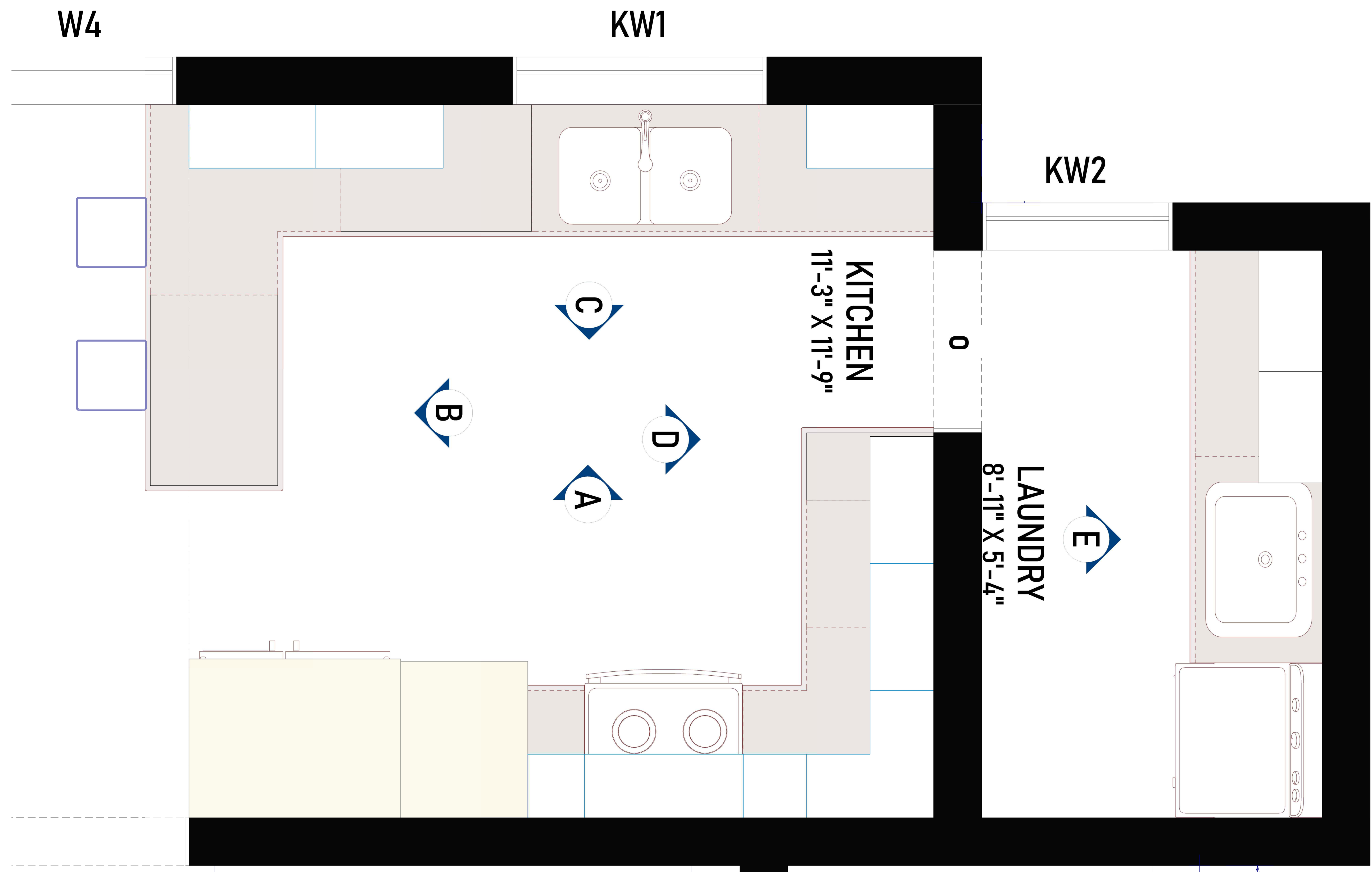
REVISION DETAILS	
NO.	DESCRIPTION

PROJECT : Proposed Residence at Fairview Gardens
DRAWING TITLE : KITCHEN CABINET PLAN
CLIENT NAME : Dasrat Sugrim
CONSTRUCTION : Dasrat Sugrim Design Center Ltd
SITE LOCATION : Fairview Gardens, Oldbury, St. Philip, Barbados
FLOOR LEVEL :
FLOOR AREA :
OVERALL AREA: 2,226.43 SQ.FT.
LAND AREA: 4392 SQ.FT.
DRAWN BY : DRAFTSMAN
CHECKED BY : SENIOR DESIGNER
DRAWN DATE :
DRAWING NO. : J-101
PROJECT NO. : PN-1011
SCALE: NTS
DIMENSION UNITS : FEET AND INCH - (' - ")

SITE NOTES:

MAIN NOTES:-

- This design output is a sample prepared for demonstration purposes. It is derived from an existing building previously constructed by our partner company.
- Certain original and key details have been modified and omitted for presentation and security purposes; therefore, this drawing shall not be used for construction.
- For customization or execution, please contact our office directly. Any design development or modifications to this design will be carried out by our office and will be subject to applicable fees.
- This drawing is the property of Artean Design and is intended solely for internal and client presentation use. Unauthorised copying, reproduction, or misuse of this drawing is strictly prohibited.



GENERAL NOTES:-
 1 All dimensions are in Feet & Inches, unless noted otherwise.
 2 Do not scale the drawing. Follow written dimensions only.
 3 All dimensions to be verified at site before commencement of work.
 4 Any discrepancies between drawing and site conditions must be reported before execution.
 5 Only the latest revision of the drawing shall be followed.
 6 No design changes shall be made without prior written approval.
 7 Architectural drawings are issued as per agreed scope. Site execution responsibility lies with the contractor unless Project Management services are formally engaged.

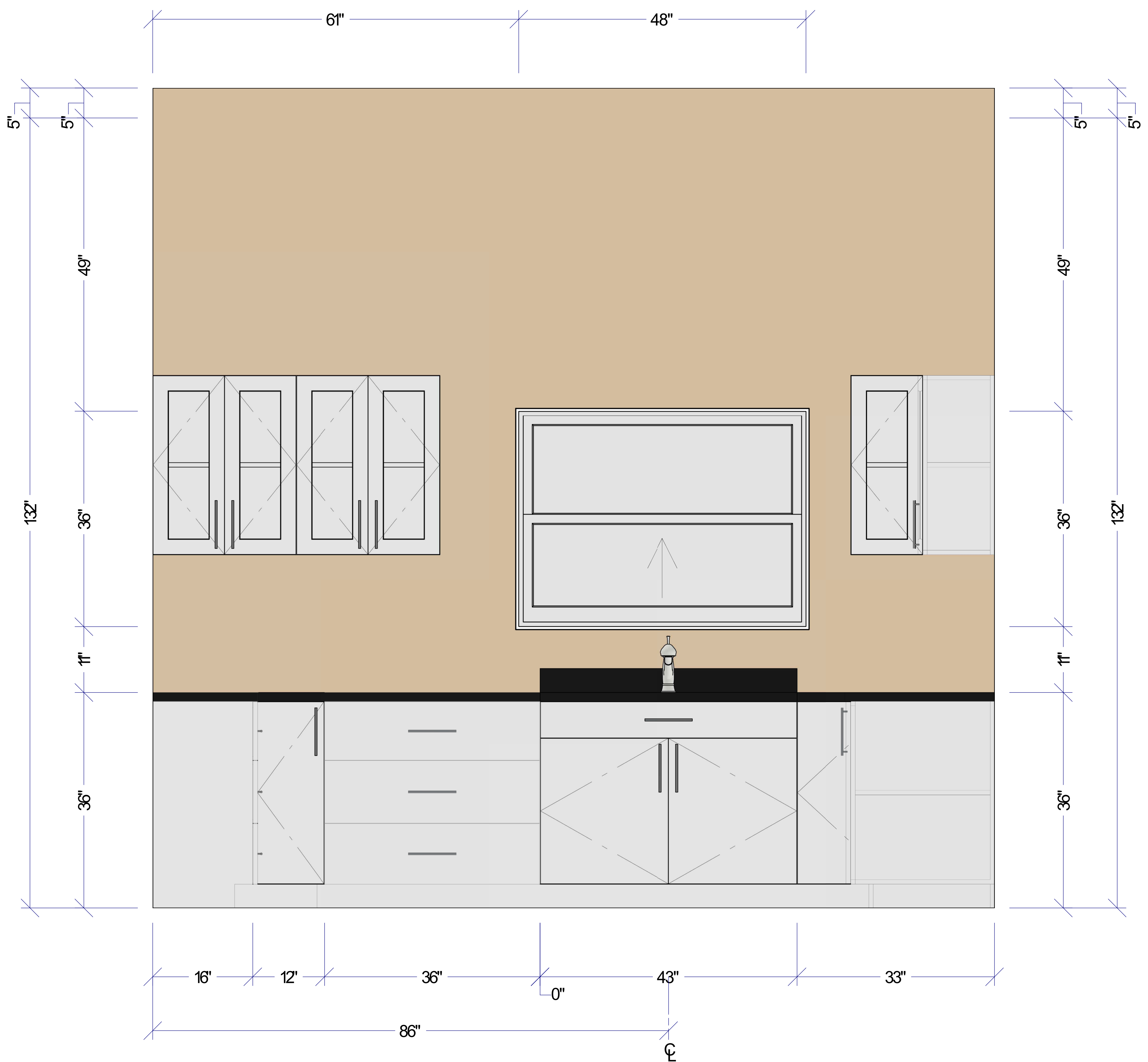
REVISIONS :	ISSUED FOR :	Preliminary	Approval
		<input type="checkbox"/>	<input type="checkbox"/>
R0		Construction	Tender
		<input checked="" type="checkbox"/>	<input type="checkbox"/>

REVISION DETAILS	
NO.	DATE


PROJECT : Proposed Residence at Fairview Gardens
 DRAWING TITLE : SECTION -A
 CLIENT NAME : Dasrat Sugrim
 CONSTRUCTION : Dasrat Sugrim Design Center Ltd
 SITE LOCATION : Fairview Gardens, Oldbury, St. Philip, Barbados
 FLOOR LEVEL :
 FLOOR AREA :
 OVERALL AREA : 2,226.4350 .FT.
 LAND AREA : 4392 SQ .FT.
 DRAWN BY : DRAFTSMAN
 CHECKED BY : SENIOR DESIGNER
 DRAWN DATE :
 DRAWING NO . : J-102
 PROJECT NO : PN-1011
 SCALE : NTS
 DIMENSION UNITS : FEET AND INCH - (' - ")

SITENOTES:

MAIN NOTES:-
 • This design output is a sample prepared for demonstration purposes. It is derived from an existing building previously constructed by our partner company.
 • Certain original and key details have been modified and omitted for presentation and security purposes; therefore, this drawing shall not be used for construction.
 • For customization or execution, please contact our office directly. Any design development or modifications to this design will be carried out by our office and will be subject to applicable fees.
 • This drawing is the property of Artean Design and is intended solely for internal and client presentation use. Unauthorised copying, reproduction, or misuse of this drawing is strictly prohibited.



SECTION -A



Call : +1-246-844-1000
Mail: info@arteandesigns.com
Website: www.arteandesigns.com
Location: Orena St. Lawrence, Main Road, Christ Church, Barbados.

GENERAL NOTES:-
1 All dimensions are in Feet & Inches, unless noted otherwise.
2 Do not scale the drawing. Follow written dimensions only.
3 All dimensions to be verified at site before commencement of work.
4 Any discrepancies between drawing and site conditions must be reported before execution.
5 Only the latest revision of the drawing shall be followed.
6 No design changes shall be made without prior written approval.
7 Architectural drawings are issued as per agreed scope. Site execution responsibility lies with the contractor unless Project Management services are formally engaged.

R EVISIONS :	ISSUED FOR :	Preliminary	Approval
		<input type="checkbox"/>	<input type="checkbox"/>
R 0		Construction	Tender
		<input checked="" type="checkbox"/>	<input type="checkbox"/>

REVISION DETAILS	
NO.	DESCRIPTION

PROJECT : Proposed Residence at Fairview Gardens

DRAWING TITLE : SECTION - B & C

CLIENT NAME : Dasrat Sugrim

CONSTRUCTION : Dasrat Sugrim Design Center Ltd

SITE LOCATION :
Fairview Gardens, Oldbury, St. Philip, Barbados

FLOOR LEVEL :

FLOOR AREA :

OVERALL AREA : 2,226.43 SQ. FT.

LAND AREA : 4392 SQ. FT.

DRAWN BY : DRAFTSMAN

CHECKED BY : SENIOR DESIGNER

DRAWN DATE :

DRAWING NO. : J-103

PROJECT NO. : PN-1011

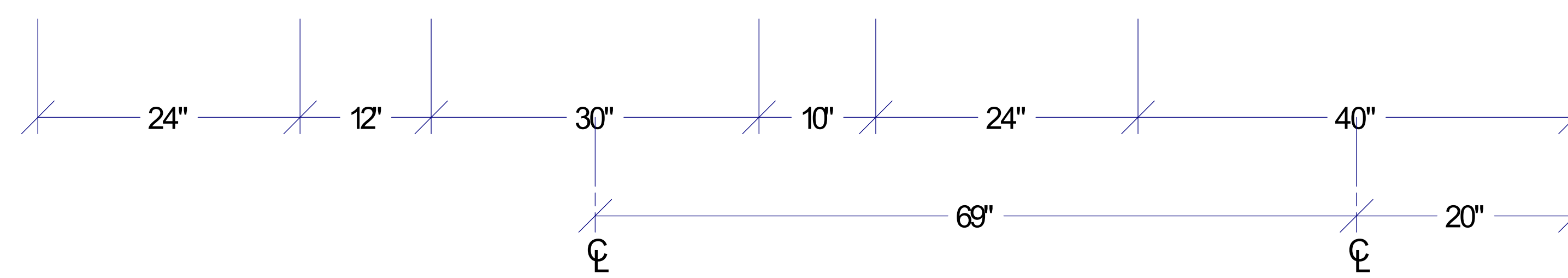
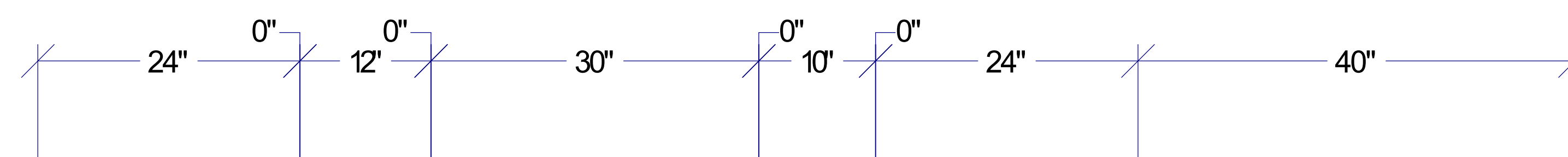
SCALE : NTS

DIMENSION UNITS : FEET AND INCH - (' - ")

SITENOTES:

MAIN NOTES:-

- This design output is a sample prepared for demonstration purposes. It is derived from an existing building previously constructed by our partner company.
- Certain original and key details have been modified and omitted for presentation and security purposes; therefore, this drawing shall not be used for construction.
- For customization or execution, please contact our office directly. Any design development or modifications to this design will be carried out by our office and will be subject to applicable fees.
- This drawing is the property of Artean Design and is intended solely for internal and client presentation use. Unauthorised copying, reproduction, or misuse of this drawing is strictly prohibited.



SECTION - B

SECTION - C

GENERAL NOTES:-
 1 All dimensions are in Feet & Inches, unless noted otherwise.
 2 Do not scale the drawing. Follow written dimensions only.
 3 All dimensions to be verified at site before commencement of work.
 4 Any discrepancies between drawing and site conditions must be reported before execution.
 5 Only the latest revision of the drawing shall be followed.
 6 No design changes shall be made without prior written approval.
 7 Architectural drawings are issued as per agreed scope. Site execution responsibility lies with the contractor unless Project Management services are formally engaged.

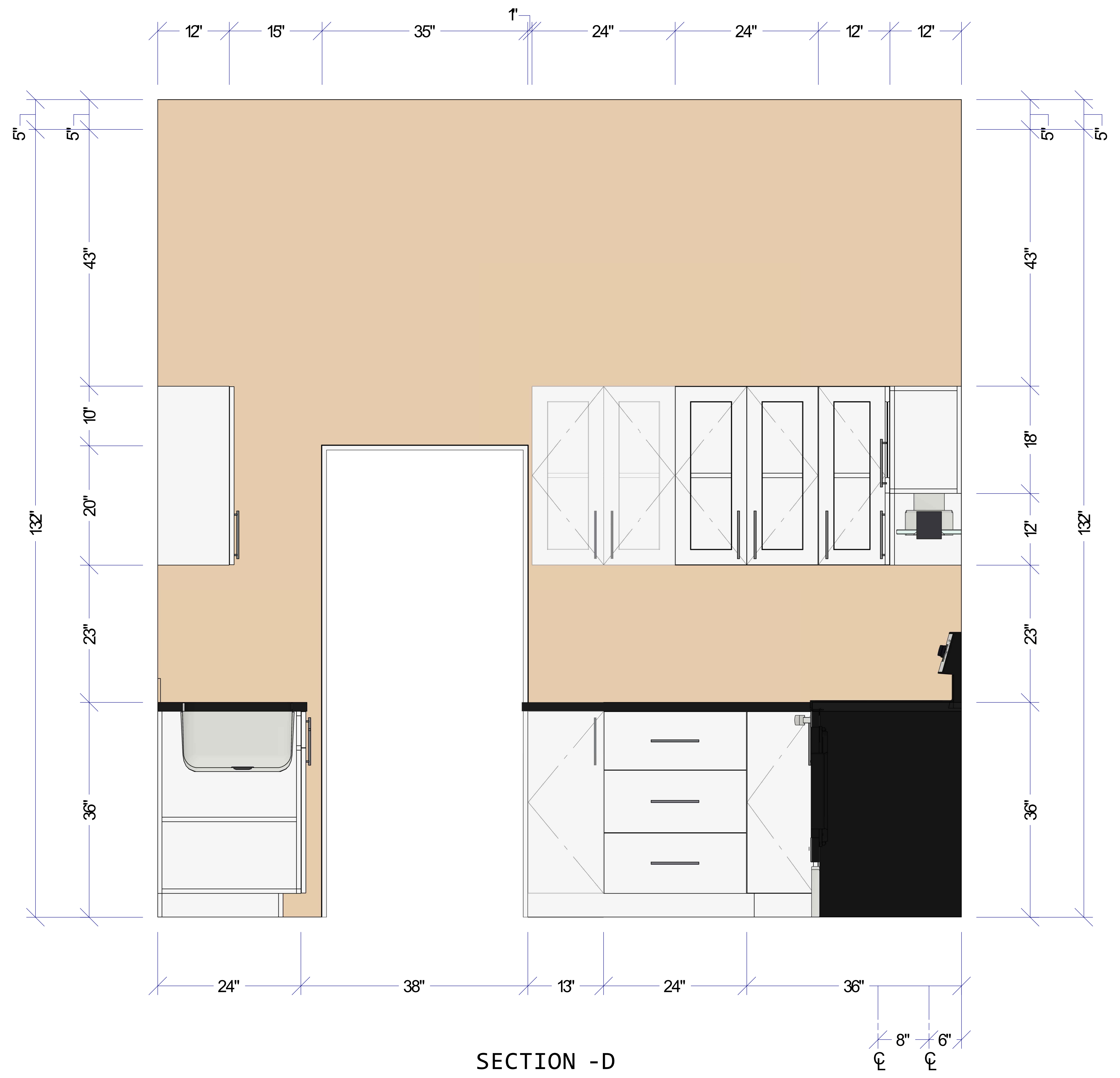
REVISIONS :	ISSUED FOR :	Preliminary	Approval
		<input type="checkbox"/>	<input type="checkbox"/>
R0		Construction	Tender
		<input checked="" type="checkbox"/>	<input type="checkbox"/>

REVISION DETAILS	
NO.	DATE

PROJECT : Proposed Residence at Fairview Gardens
 DRAWING TITLE : SECTION -D
 CLIENT NAME : Dasrat Sugrim
 CONSTRUCTION : Dasrat Sugrim Design Center Ltd
 SITE LOCATION : Fairview Gardens, Oldbury, St. Philip, Barbados
 FLOOR LEVEL :
 FLOOR AREA :
 OVERALL AREA : 2,226.43 SQ. FT.
 LAND AREA : 4392 SQ. FT.
 DRAWN BY : DRAFTSMAN
 CHECKED BY : SENIOR DESIGNER
 DRAWN DATE :
 DRAWING NO. : J-104
 PROJECT NO. : PN-1011
 SCALE : NTS
 DIMENSION UNITS : FEET AND INCH - ('-")

SITENOTES:

MAIN NOTES:-
 • This drawing is derived from an existing building previously constructed by our partner company.
 • Certain original and key details have been modified and omitted for presentation and security purposes; therefore, this drawing shall not be used for construction.
 • For customization or execution, please contact our office directly. Any design development or modifications to this design will be carried out by our office and will be subject to applicable fees.
 • This drawing is the property of Artean Design and is intended solely for internal and client presentation use. Unauthorised copying, reproduction, or misuse of this drawing is strictly prohibited.



SECTION -D

GENERAL NOTES:-
 1 All dimensions are in Feet & Inches, unless noted otherwise.
 2 Do not scale the drawing. Follow written dimensions only.
 3 All dimensions to be verified at site before commencement of work.
 4 Any discrepancies between drawing and site conditions must be reported before execution.
 5 Only the latest revision of the drawing shall be followed.
 6 No design changes shall be made without prior written approval.
 7 Architectural drawings are issued as per agreed scope. Site execution responsibility lies with the contractor unless Project Management services are formally engaged.

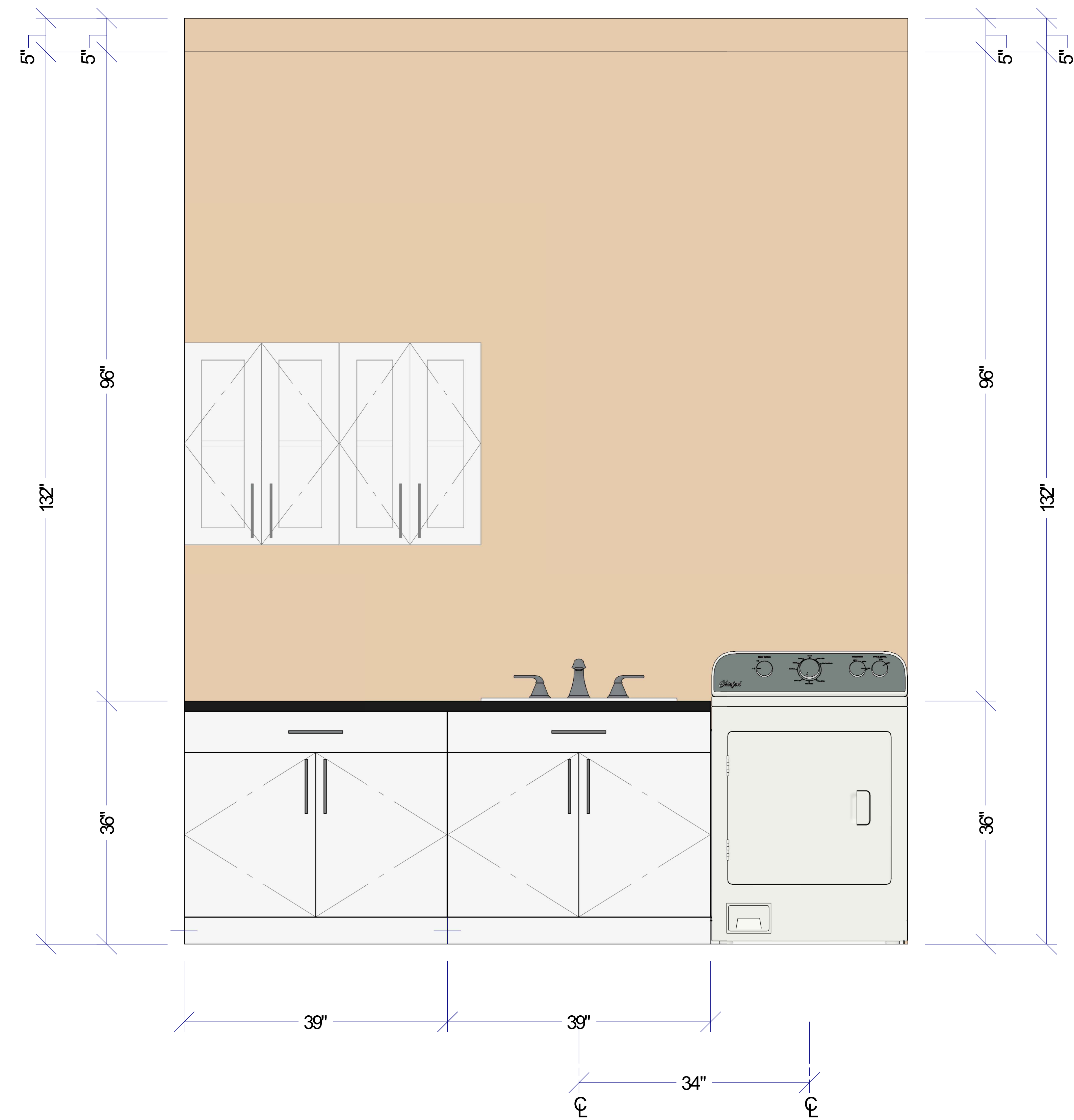
R EVISIONS :	ISSUED FOR :	Preliminary	Approval
		<input type="checkbox"/>	<input type="checkbox"/>
R 0		Construction	Tender
		<input checked="" type="checkbox"/>	<input type="checkbox"/>

REVISION DETAILS	
NO.	DESCRIPTION

PROJECT : Proposed Residence at Fairview Gardens
 DRAWING TITLE : SECTION - E
 CLIENT NAME : Dasrat Sugrim
 CONSTRUCTION : Dasrat Sugrim Design Center Ltd
 SITE LOCATION : Fairview Gardens, Oldbury, St. Philip, Barbados
 FLOOR LEVEL :
 FLOOR AREA :
 OVERALL AREA : 2,226.43 SQ. FT.
 LAND AREA : 4392 SQ. FT.
 DRAWN BY : DRAFTSMAN
 CHECKED BY : SENIOR DESIGNER
 DRAWN DATE :
 DRAWING NO. : J-105
 PROJECT NO. : PN-1011
 SCALE : NTS
 DIMENSION UNITS : FEET AND INCH - (' - ")

SITENOTES:

MAIN NOTES:-
 • This design output is a sample prepared for demonstration purposes. It is derived from an existing building previously constructed by our partner company.
 • Certain original and key details have been modified and omitted for presentation and security purposes; therefore, this drawing shall not be used for construction.
 • For customization or execution, please contact our office directly. Any design development or modifications to this design will be carried out by our office and will be subject to applicable fees.
 • This drawing is the property of Artean Design and is intended solely for internal and client presentation use. Unauthorised copying, reproduction, or misuse of this drawing is strictly prohibited.



SECTION - E

CLOSET SCHEDULE



Call : +1-246-844-1000
Mail: info@artedesigns.com
Website: www.artedesigns.com
Location: Orena St. Lawrence, Main Road, Christ Church,
Barbados.

GENERAL NOTES:-
 1 All dimensions are in Feet & Inches, unless noted otherwise.
 2 Do not scale the drawing. Follow written dimensions only.
 3 All dimensions to be verified at site before commencement of work.
 4 Any discrepancies between drawing and site conditions must be reported before execution.
 5 Only the latest revision of the drawing shall be followed.
 6 No design changes shall be made without prior written approval.
 7 Architectural drawings are issued as per agreed scope. Site execution responsibility lies with the contractor unless Project Management services are formally engaged.

R E V I S I O N S :	ISSUED FOR :	Preliminary	Approval
		<input type="checkbox"/>	<input type="checkbox"/>
R 0		Construction	Tender
		<input checked="" type="checkbox"/>	<input type="checkbox"/>

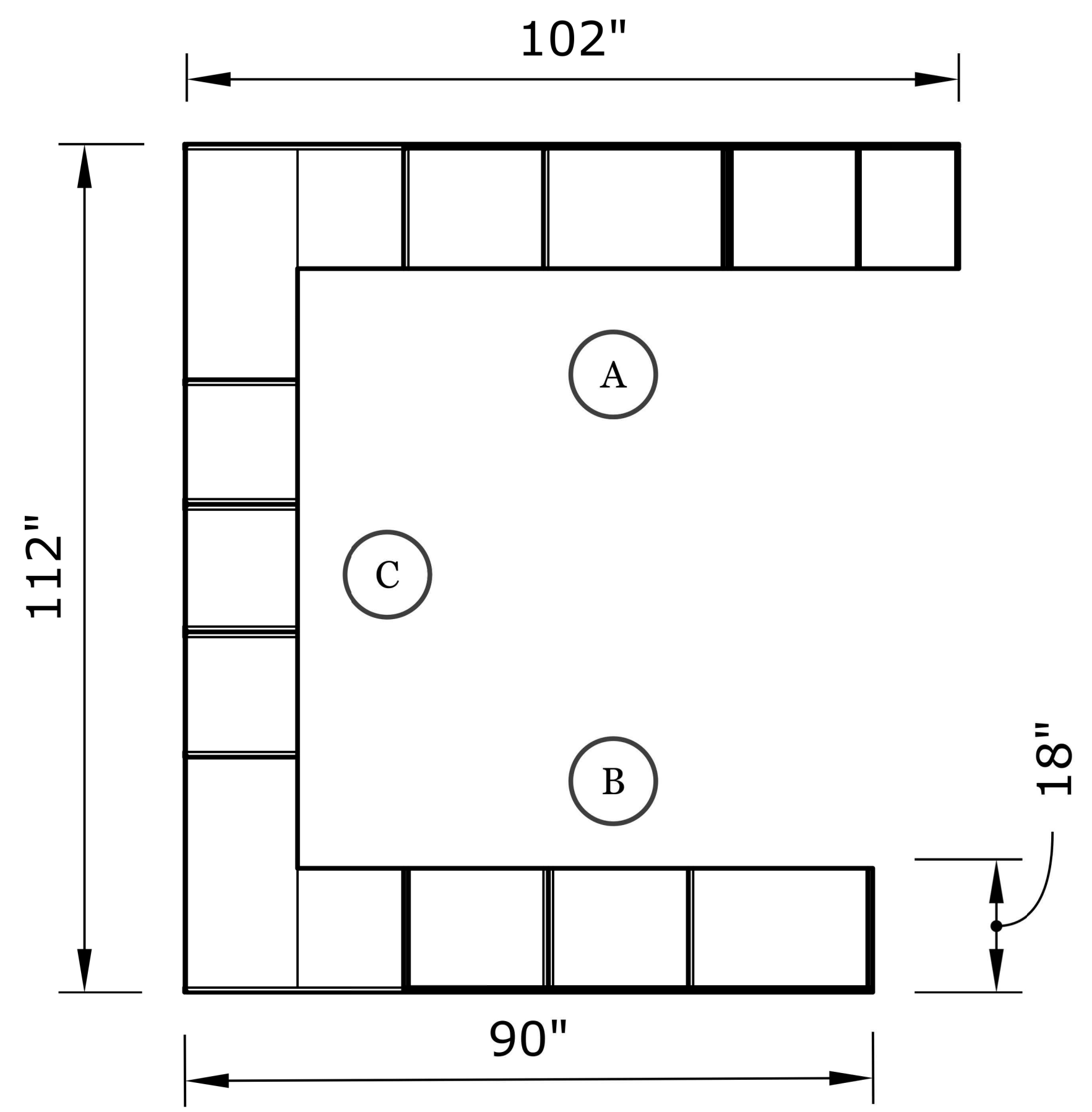
REVISION DETAILS	
NO. DATE	DESCRIPTION

PROJECT : Proposed Residence at Fairview Gardens
 DRAWING TITLE : WALK -IN-CLOSET DETAILS
 CLIENT NAME : Dasrat Sugrim
 CONSTRUCTION : Dasrat Sugrim Design Center Ltd
 SITE LOCATION : Fairview Gardens, Oldbury, St. Philip, Barbados

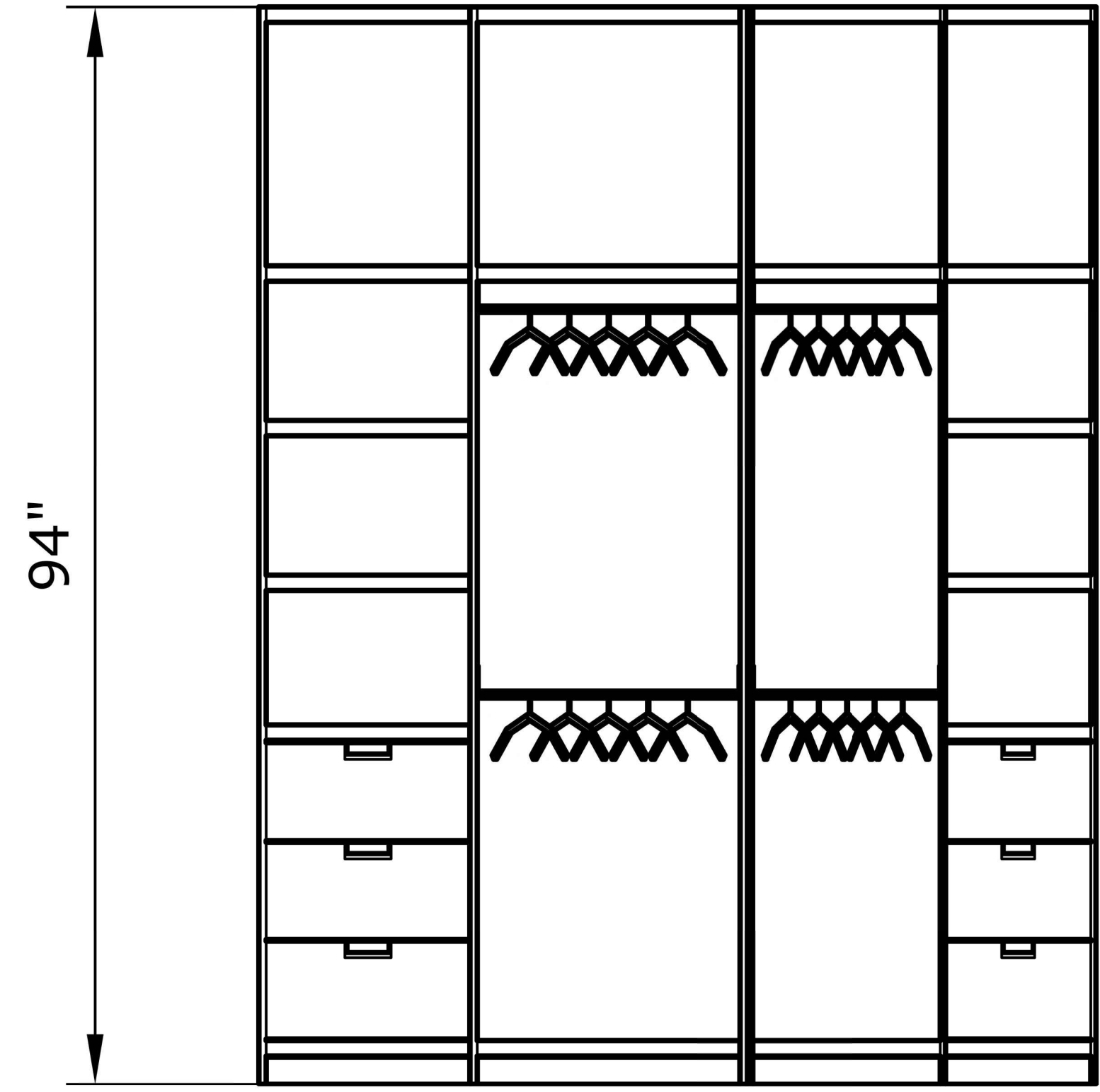
FLOOR LEVEL :
 FLOOR AREA :
 OVERALL AREA : 2,226.43 SQ. FT.
 LAND AREA : 4392 SQ. FT.
 DRAWN BY : DRAFTSMAN
 CHECKED BY : SENIOR DESIGNER
 DRAWN DATE :
 DRAWING NO. : K-101
 PROJECT NO. : PN-1011
 SCALE : NTS
 DIMENSION UNITS : FEET AND INCH - (' - ")

SITENOTES:

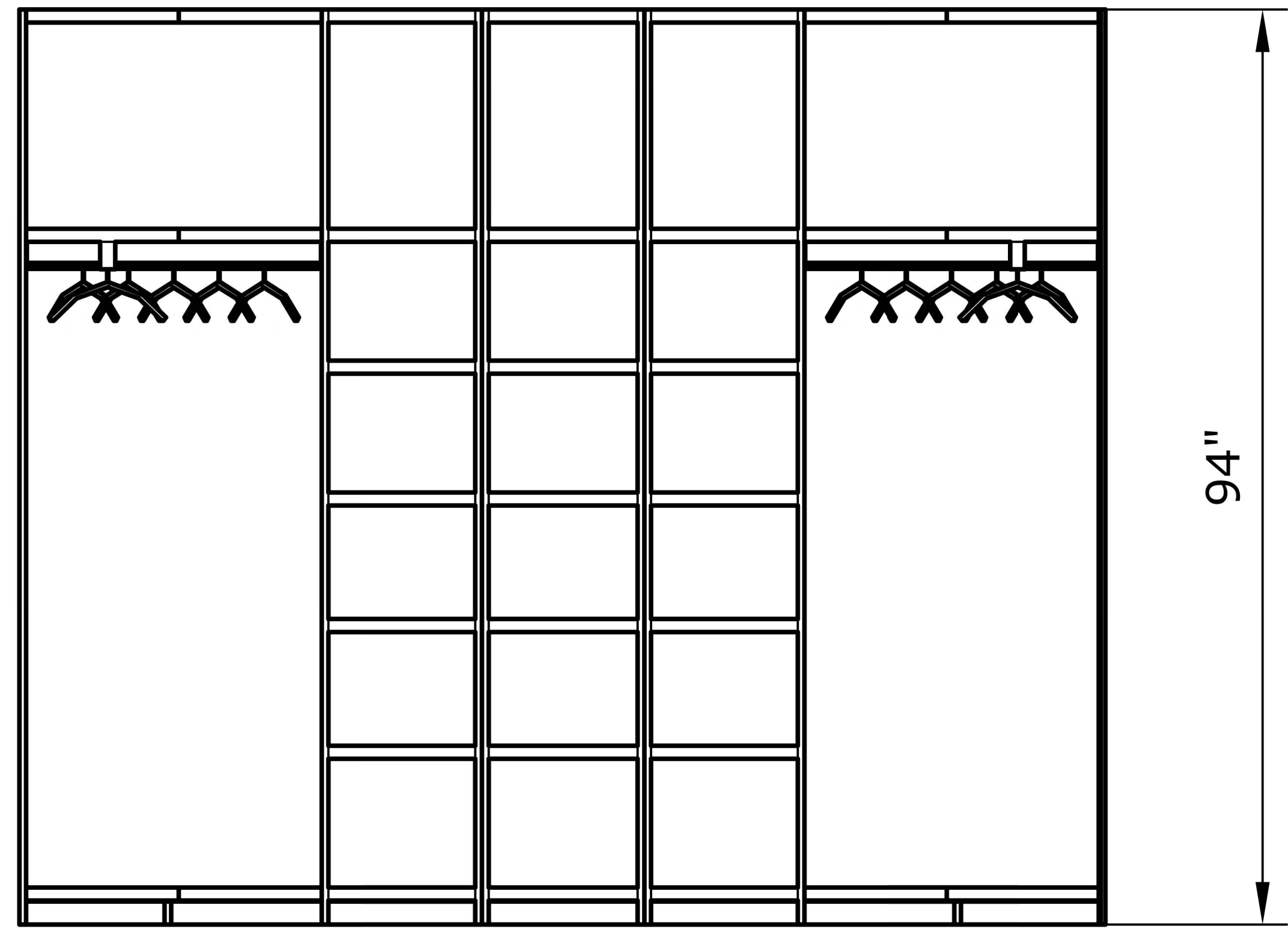
MAIN NOTES:-
 • This design output is a sample prepared for demonstration purposes. It is derived from an existing building previously constructed by our partner company.
 • Certain original and key details have been modified and omitted for presentation and security purposes; therefore, this drawing shall not be used for construction.
 • For customization or execution, please contact our office directly. Any design development or modifications to this design will be carried out by our office and will be subject to applicable fees.
 • This drawing is the property of Artean Design and is intended solely for internal and client presentation use. Unauthorised copying, reproduction, or misuse of this drawing is strictly prohibited.



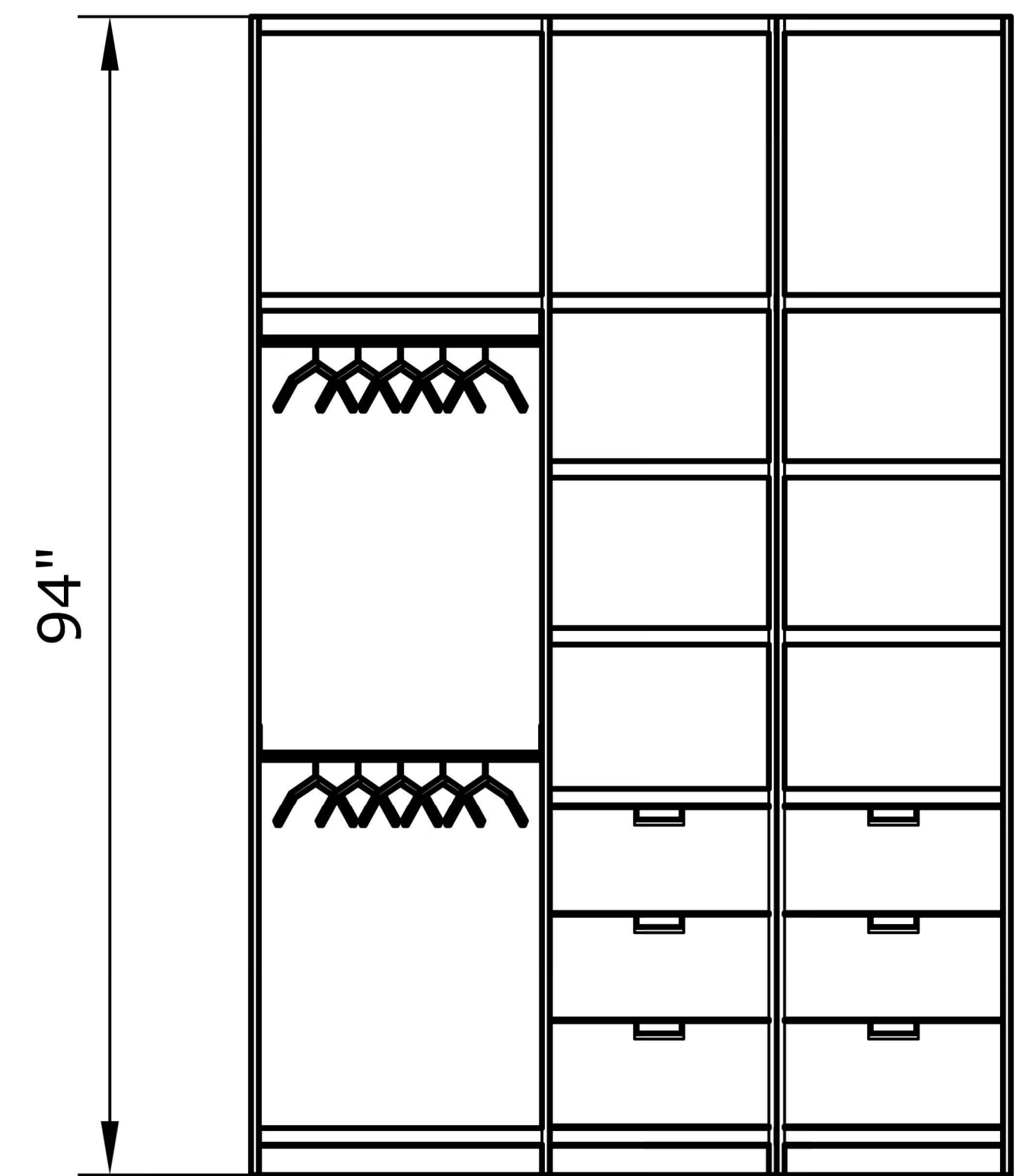
PLAN VIEW



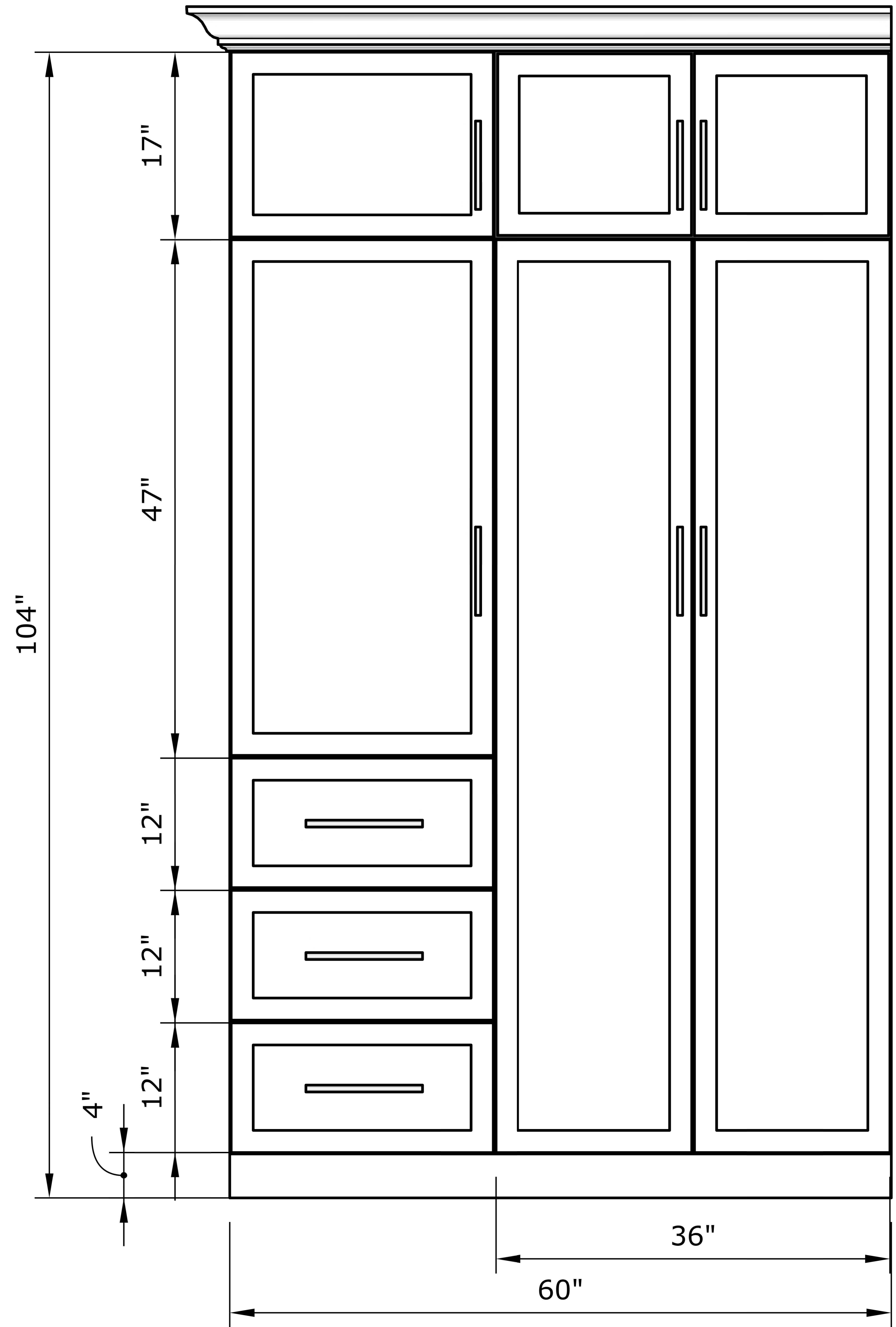
VIEW "A"



VIEW "C"



VIEW "B"



CLOSET

ARTEAN
 DESIGNS LTD
 Call : +1-246-844-1000
 Mail: info@arteandesigns.com
 Website: www.arteandesigns.com
 Location: Orena St. Lawrence, Main Road, Christ Church, Barbados.

GENERAL NOTES:-
 1 All dimensions are in Feet & Inches, unless noted otherwise.
 2 Do not scale the drawing. Follow written dimensions only.
 3 All dimensions to be verified at site before commencement of work.
 4 Any discrepancies between drawing and site conditions must be reported before execution.
 5 Only the latest revision of the drawing shall be followed.
 6 No design changes shall be made without prior written approval.
 7 Architectural drawings are issued as per agreed scope. Site execution responsibility lies with the contractor unless Project Management services are formally engaged.

R E V I S I O N S : R 0	I S S U E D F O R :	Preliminary	Approval
		<input type="checkbox"/>	<input type="checkbox"/>
		Construction	Tender
		<input checked="" type="checkbox"/>	<input type="checkbox"/>

REVISION DETAILS	
NO.	DATE

PROJECT : Proposed Residence at Fairview Gardens

DRAWING TITLE : CLOSET DETAILS

CLIENT NAME : Dasrat Sugrim

CONSTRUCTION : Dasrat Sugrim Design Center Ltd

SITE LOCATION :
Fairview Gardens, Oldbury, St. Philip, Barbados

FLOOR LEVEL :

FLOOR AREA :

OVERALL AREA : 2,226.43 SQ. FT.

LAND AREA : 4392 SQ. FT.

DRAWN BY : DRAFTSMAN

CHECKED BY : SENIOR DESIGNER

DRAWN DATE :

DRAWING NO. : K-102

PROJECT NO. : PN-1011

SCALE : NTS

DIMENSION UNITS : FEET AND INCH - (' - ")

SITENOTES:

MAIN NOTES:-
 • This design output is a sample prepared for demonstration purposes. It is derived from an existing building previously constructed by our partner company.
 • Certain original and key details have been modified and omitted for presentation and security purposes; therefore, this drawing shall not be used for construction.
 • For customization or execution, please contact our office directly. Any design development or modifications to this design will be carried out by our office and will be subject to applicable fees.
 • This drawing is the property of Artean Design and is intended solely for internal and client presentation use. Unauthorised copying, reproduction, or misuse of this drawing is strictly prohibited.

SUBMISSION DRAWING



Call : +1-246-844-1000
Mail: info@artedesigns.com
Website: www.artedesigns.com
Location: Orena St. Lawrence, Main Road, Christ Church,
Barbados.

GENERAL NOTES:-
 1 All dimensions are in Feet & Inches, unless noted otherwise.
 2 Do not scale the drawing. Follow written dimensions only.
 3 All dimensions to be verified at site before commencement of work.
 4 Any discrepancies between drawing and site conditions must be reported before execution.
 5 Only the latest revision of the drawing shall be followed.
 6 No design changes shall be made without prior written approval.
 7 Architectural drawings are issued as per agreed scope. Site execution responsibility lies with the contractor unless Project Management services are formally engaged.

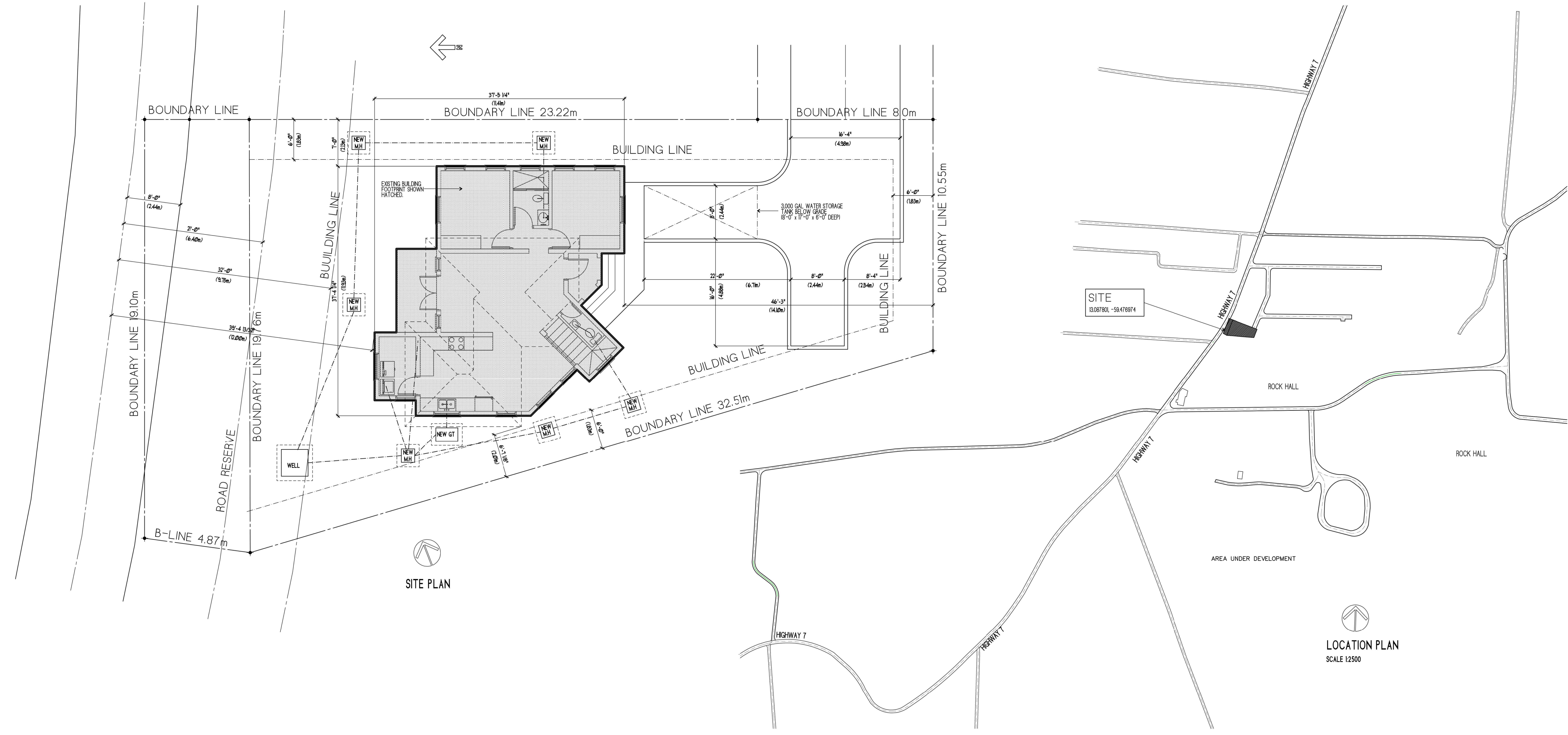
REVISIONS :	ISSUED FOR :	Preliminary	Approval
		<input type="checkbox"/>	<input type="checkbox"/>
		Construction	Tender
		<input checked="" type="checkbox"/>	<input type="checkbox"/>

REVISION DETAILS	
NO.	DATE

PROJECT : Proposed Residence at Fairview Gardens
 DRAWING TITLE : SUBMISSION DRAWING
 CLIENT NAME : Dasrat Sugrim
 CONSTRUCTION : Dasrat Sugrim Design Center Ltd
 SITE LOCATION : Fairview Gardens, Oldbury, St. Philip, Barbados
 FLOOR LEVEL :
 FLOOR AREA :
 OVERALL AREA : 2,226.4350 SQ. FT.
 LAND AREA : 4392 SQ. FT.
 DRAWN BY : DRAFTSMAN
 CHECKED BY : SENIOR DESIGNER
 DRAWN DATE :
 DRAWING NO. : L-101
 PROJECT NO. : PN-1011
 SCALE : NTS
 DIMENSION UNITS : FEET AND INCH - (' - ")

SITENOTES:

MAIN NOTES:-
 • This design output is a sample prepared for demonstration purposes. It is derived from an existing building previously constructed by our partner company.
 • Certain original and key details have been modified and omitted for presentation and security purposes; therefore, this drawing shall not be used for construction.
 • For customization or execution, please contact our office directly. Any design development or modifications to this design will be carried out by our office and will be subject to applicable fees.
 • This drawing is the property of Artean Design and is intended solely for internal and client presentation use. Unauthorised copying, reproduction, or misuse of this drawing is strictly prohibited.



SITE PLAN

LOCATION PLAN
 SCALE 1:2500

GENERAL NOTES:-
 1 All dimensions are in Feet & Inches, unless noted otherwise.
 2 Do not scale the drawing. Follow written dimensions only.
 3 All dimensions to be verified at site before commencement of work.
 4 Any discrepancies between drawing and site conditions must be reported before execution.
 5 Only the latest revision of the drawing shall be followed.
 6 No design changes shall be made without prior written approval.
 7 Architectural drawings are issued as per agreed scope. Site execution responsibility lies with the contractor unless Project Management services are formally engaged.

REVISIONS : R0	ISSUED FOR :	Preliminary	Approval
		Construction	Tender

REVISION DETAILS	
NO. DATE	DESCRIPTION


PROJECT : Proposed Residence at Fairview Gardens
DRAWING TITLE : SUBMISSION DRAWING
CLIENT NAME : Dasrat Sugrim
CONSTRUCTION : Dasrat Sugrim Design Center Ltd
SITE LOCATION :
 Fairview Gardens, Oldbury, St. Philip, Barbados

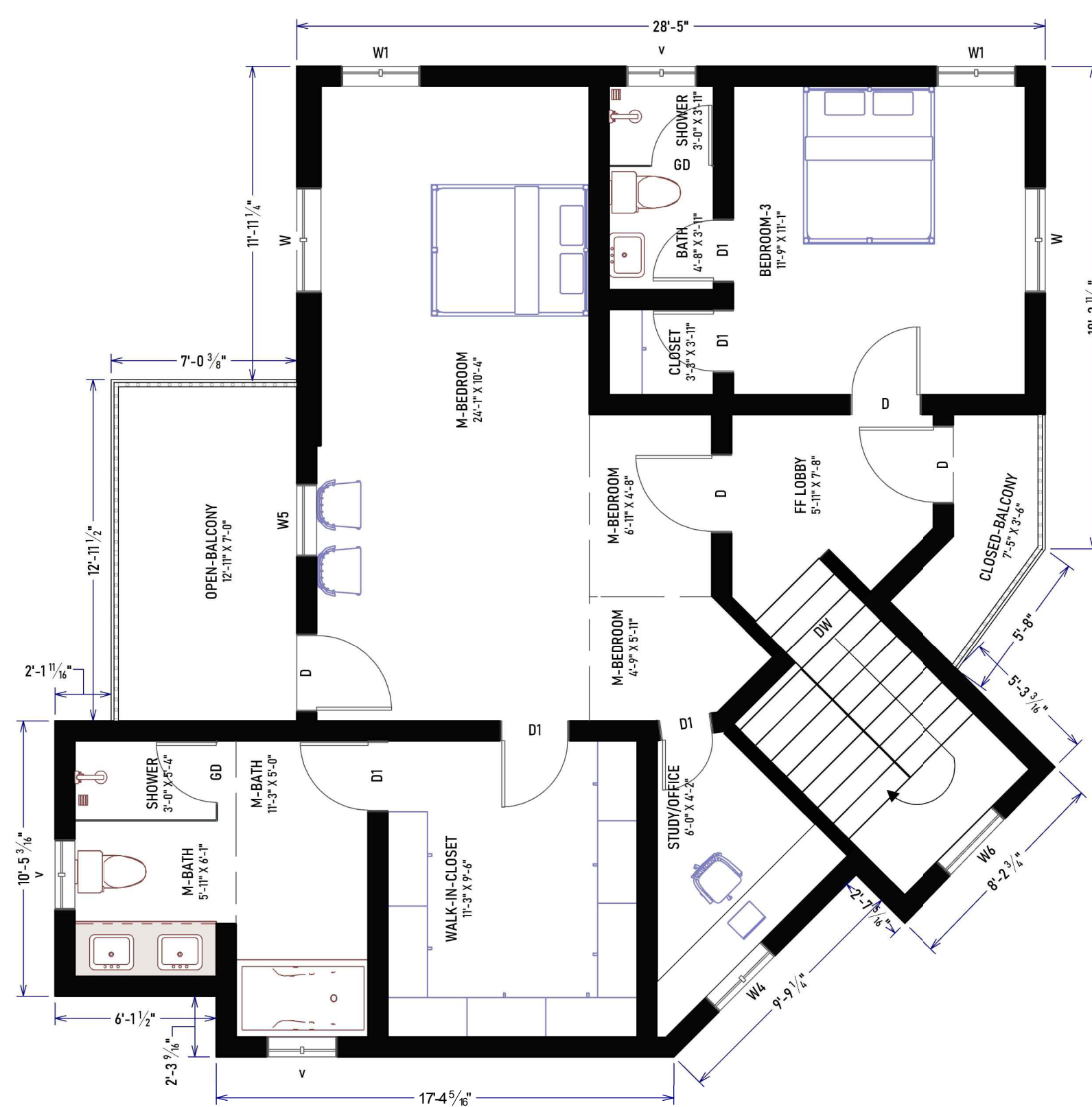
FLOOR LEVEL :
FLOOR AREA :
OVERALL AREA : 2,226.4350 .FT.
LAND AREA : 4392 SQ .FT.
DRAWN BY : DRAFTSMAN
CHECKED BY : SENIOR DESIGNER
DRAWN DATE :
DRAWING NO . : L-102
PROJECT NO : PN-1011
SCALE : NTS
DIMENSION UNITS : FEET AND INCH - ('-")


SITENOTES:

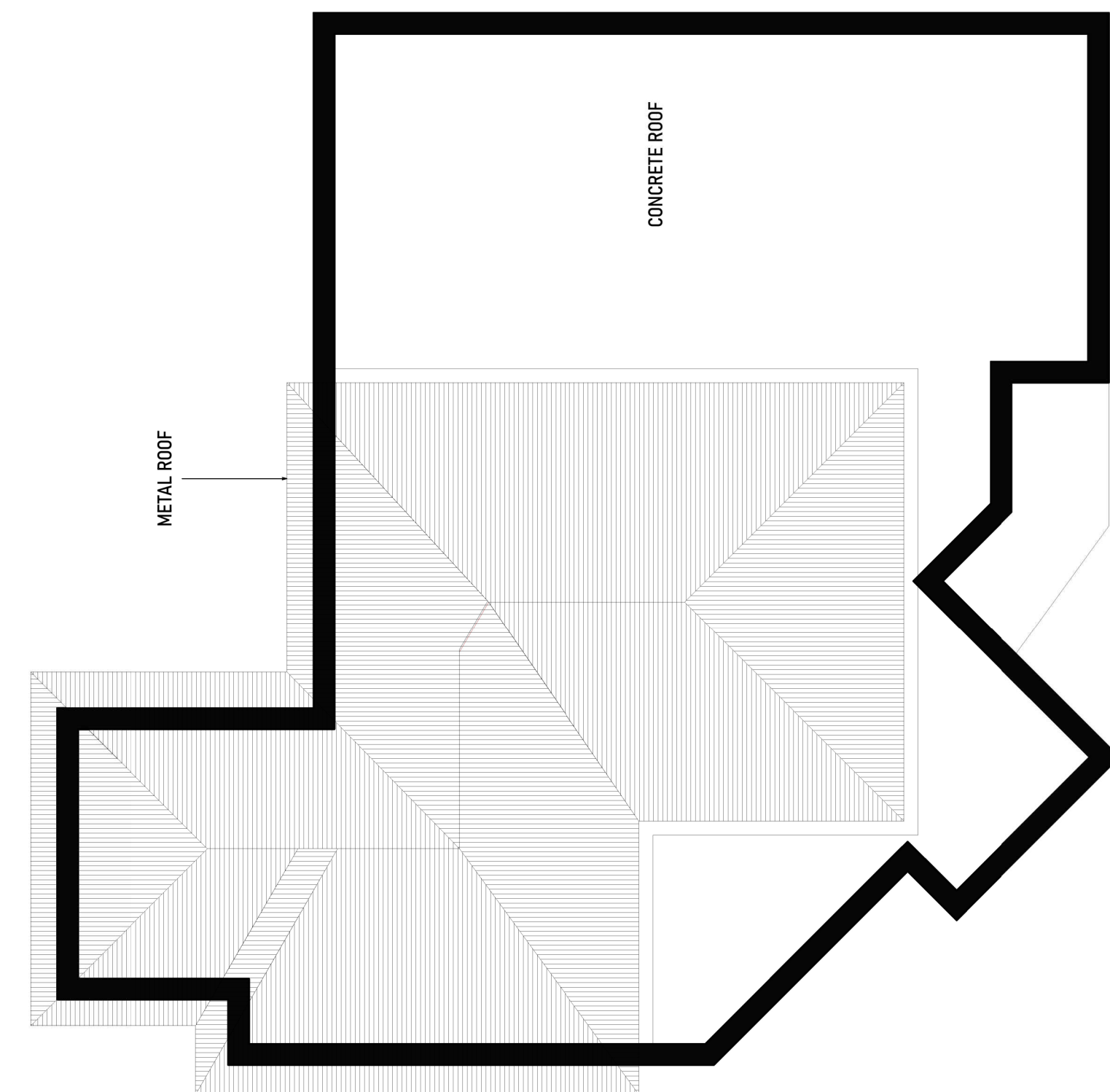
MAIN NOTES:-
 • This design output is a sample prepared for demonstration purposes. It is derived from an existing building previously constructed by our partner company.
 • Certain original and key details have been modified and omitted for presentation and security purposes; therefore, this drawing shall not be used for construction.
 • For customization or execution, please contact our office directly. Any design development or modifications to this design will be carried out by our office and will be subject to applicable fees.
 • This drawing is the property of Artean Design and is intended solely for internal and client presentation use. Unauthorised copying, reproduction, or misuse of this drawing is strictly prohibited.



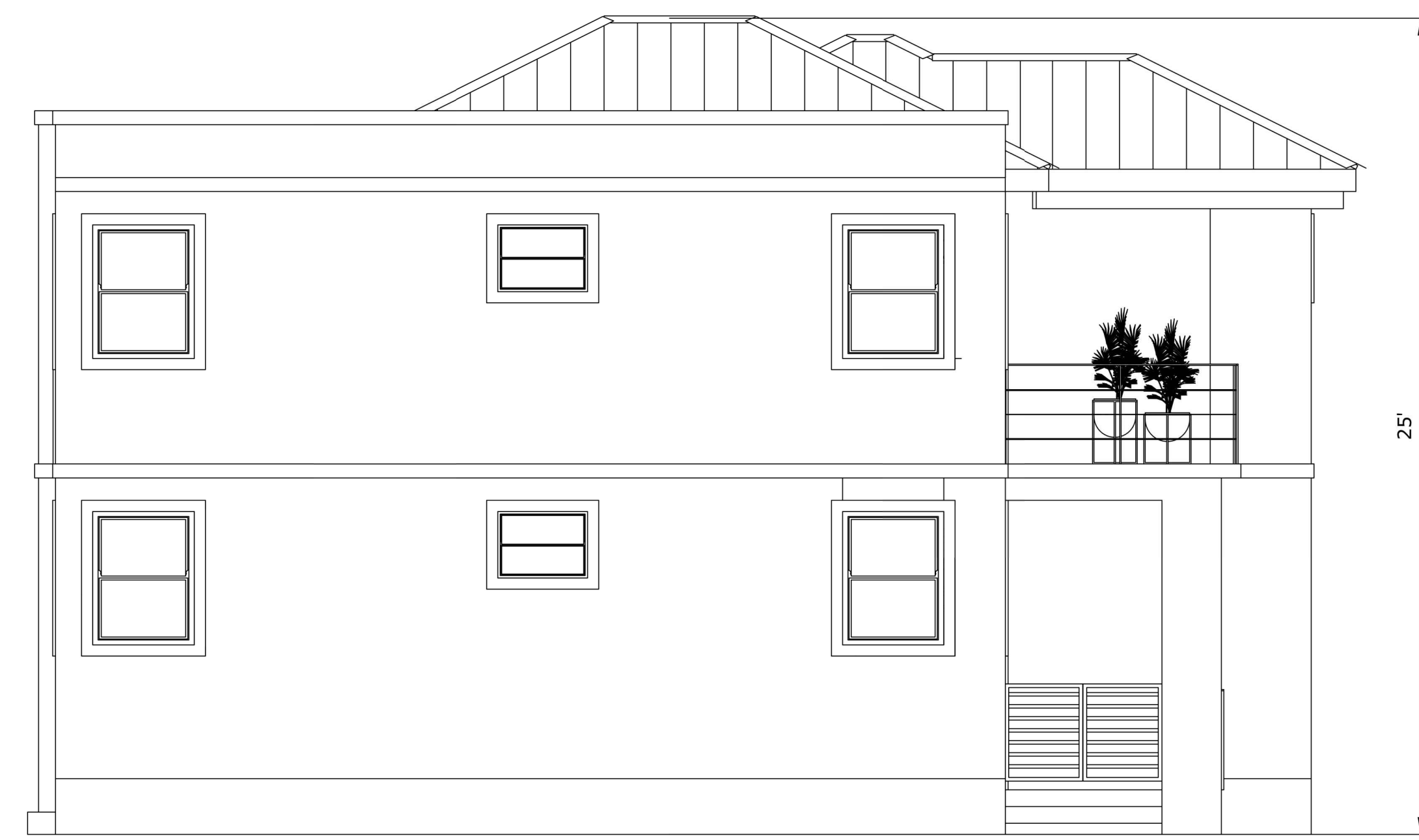
 **GROUND FLOOR PLAN**
 1,145.7 SQ.FT.



 **FIRST FLOOR PLAN**
 1,080.73 SQ.FT.



 **TERRACE ROOF PLAN**



NO RTH ELEVATION VIEW



EAST ELEVATION VIEW

STRUCTURAL DESIGN



Call : +1-246-844-1000
Mail: info@arteandesigns.com
Website: www.arteandesigns.com
Location: Orena St. Lawrence, Main Road, Christ Church,
Barbados.

GENERAL NOTES:-
 1 All dimensions are in Feet & Inches, unless noted otherwise.
 2 Do not scale the drawing. Follow written dimensions only.
 3 All dimensions to be verified at site before commencement of work.
 4 Any discrepancies between drawing and site conditions must be reported before execution.
 5 Only the latest revision of the drawing shall be followed.
 6 No design changes shall be made without prior written approval.
 7 Architectural drawings are issued as per agreed scope. Site execution responsibility lies with the contractor unless Project Management services are formally engaged.

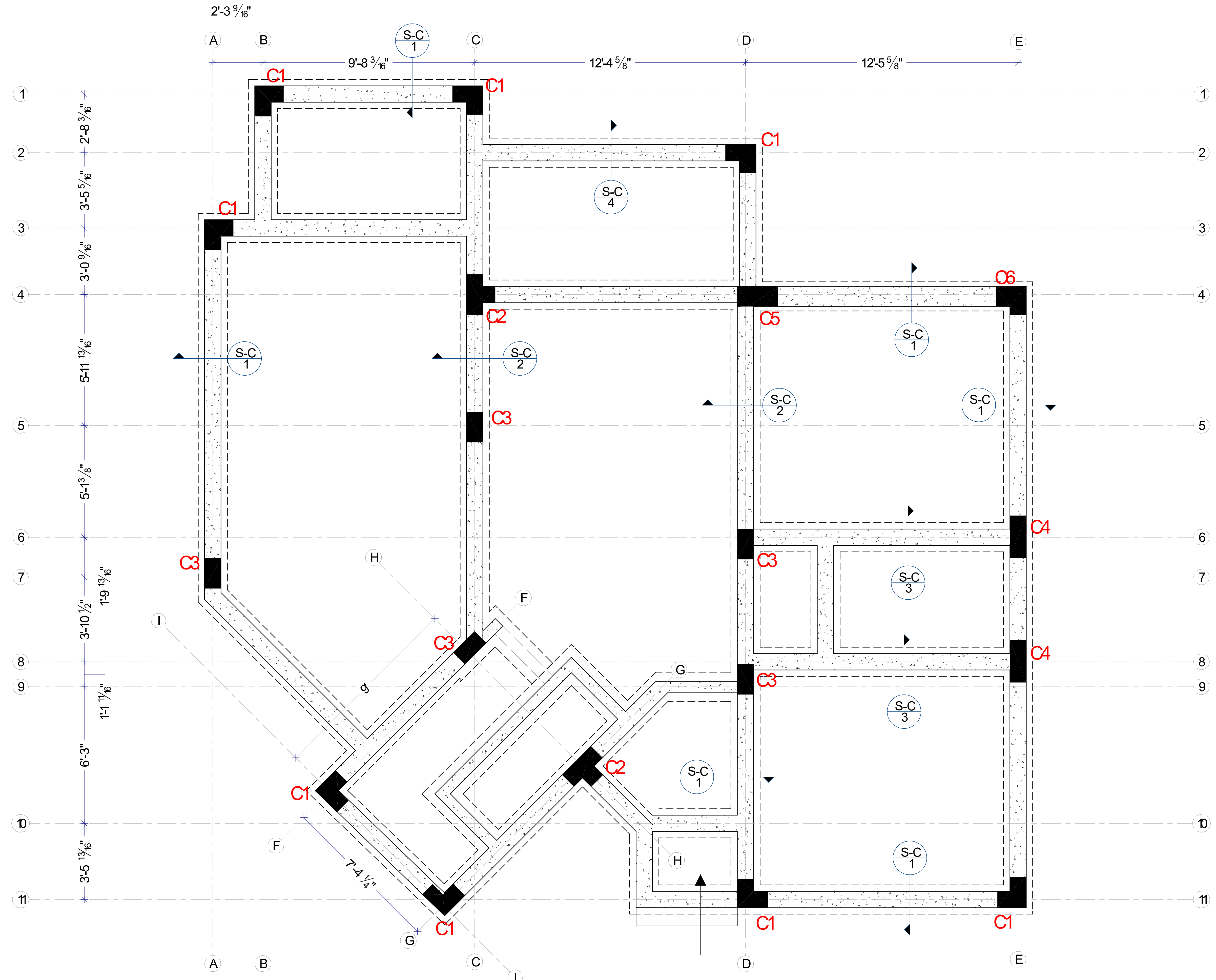
R EVISIONS :	ISSUED FOR :	Preliminary	Approval
		<input type="checkbox"/>	<input type="checkbox"/>
R 0		Construction	Tender
		<input checked="" type="checkbox"/>	<input type="checkbox"/>

REVISION DETAILS	
NO.	DATE

PROJECT : Proposed Residence at Fairview Gardens
 DRAWING TITLE : FOUNDATION LAYOUT
 CLIENT NAME : Dasrat Sugrim
 CONSTRUCTION : Dasrat Sugrim Design Center Ltd
 SITE LOCATION : Fairview Gardens, Oldbury, St. Philip, Barbados
 FLOOR LEVEL : GROUND FLOOR
 FLOOR AREA : 1,145.75 SQ .FT.
 OVERALL AREA : 2,226.4350 .FT.
 LAND AREA : 4392 SQ .FT.
 DRAWN BY : 3I EFT I I E I
 CHECKED BY : SENIOR DESIGNER
 DRAWN DATE :
 DRAWING NO . : M -101
 PROJECT NO . : PN -1011
 SCALE : NTS
 DIMENSION UNITS : FEET AND INCH - (' - ")

SITENOTES:

MAIN NOTES:-
 • This design output is a sample prepared for demonstration purposes. It is derived from an existing building previously constructed by our partner company.
 • Certain original and key details have been modified and omitted for presentation and security purposes; therefore, this drawing shall not be used for construction.
 • For customization or execution, please contact our office directly. Any design development or modifications to this design will be carried out by our office and will be subject to applicable fees.
 • This drawing is the property of Artean Design and is intended solely for internal and client presentation use. Unauthorised copying, reproduction, or misuse of this drawing is strictly prohibited.



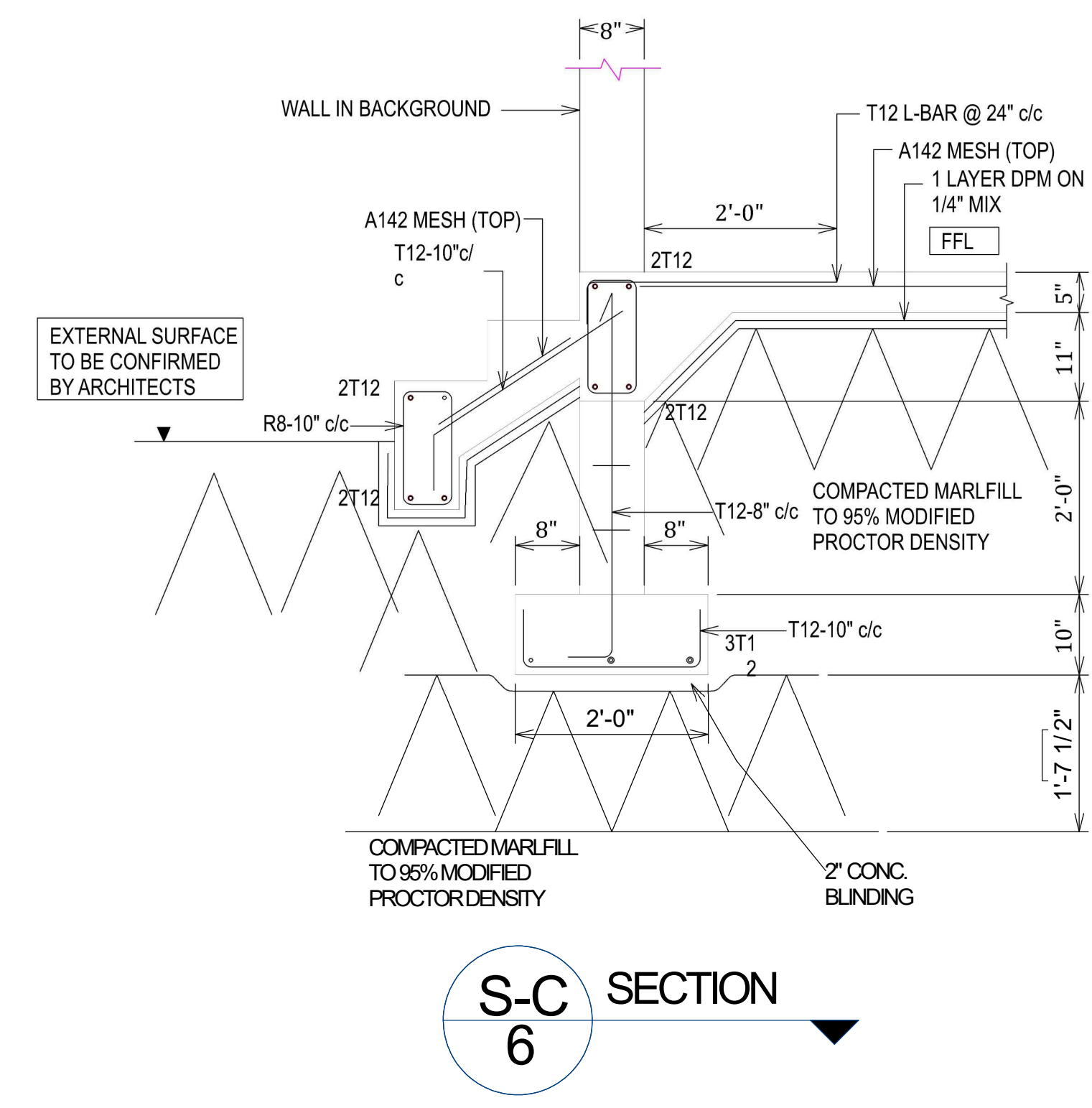
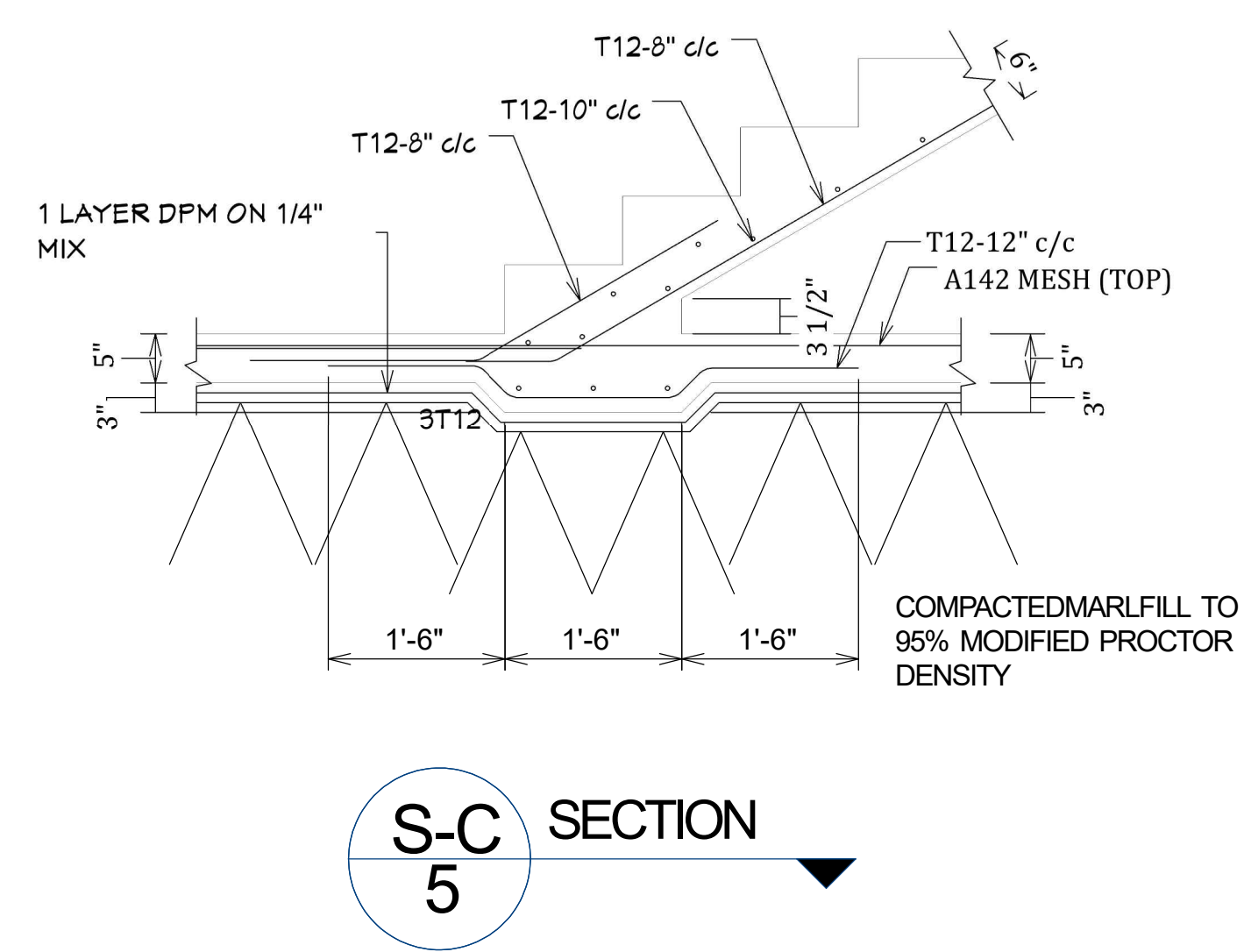
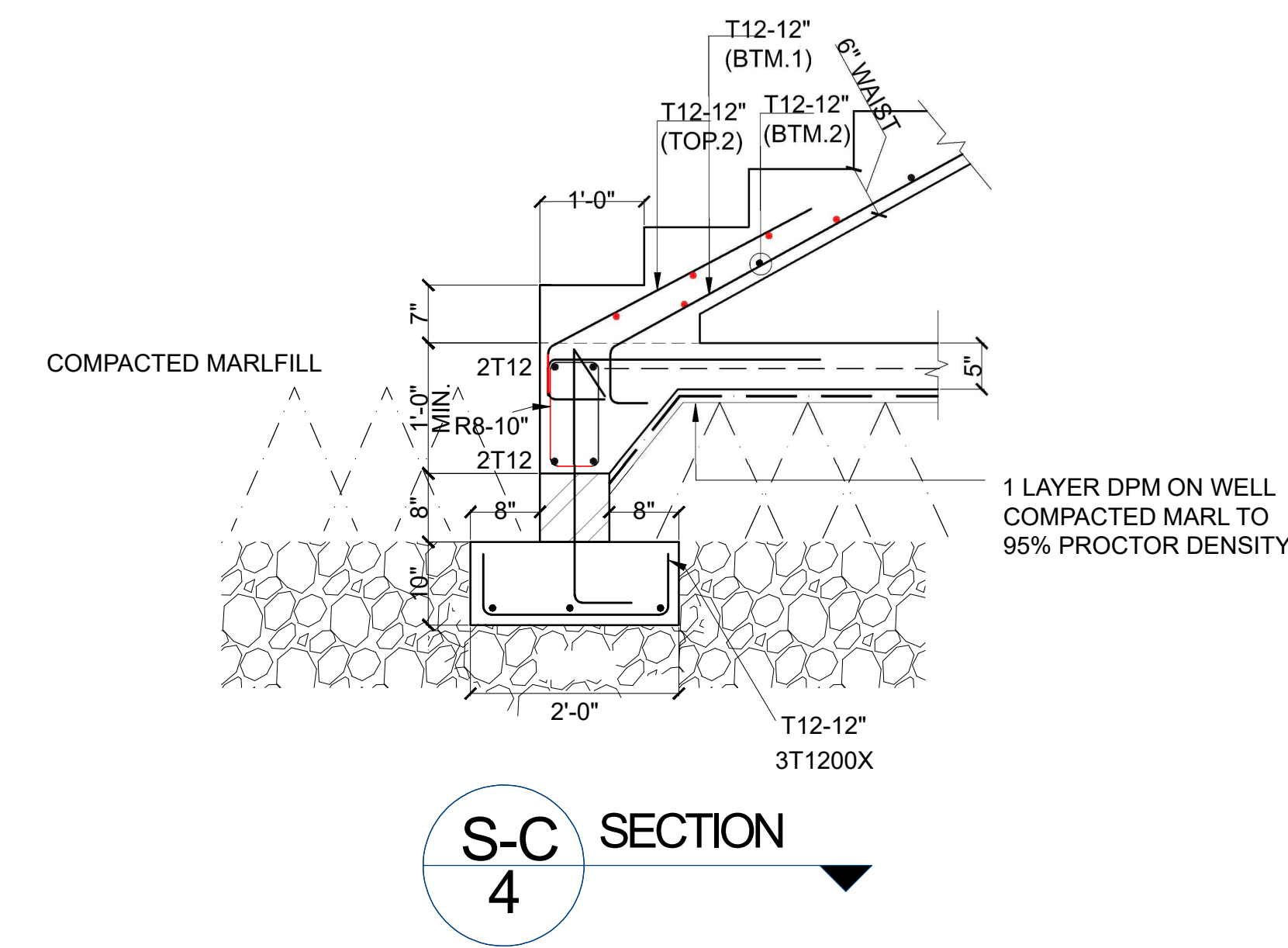
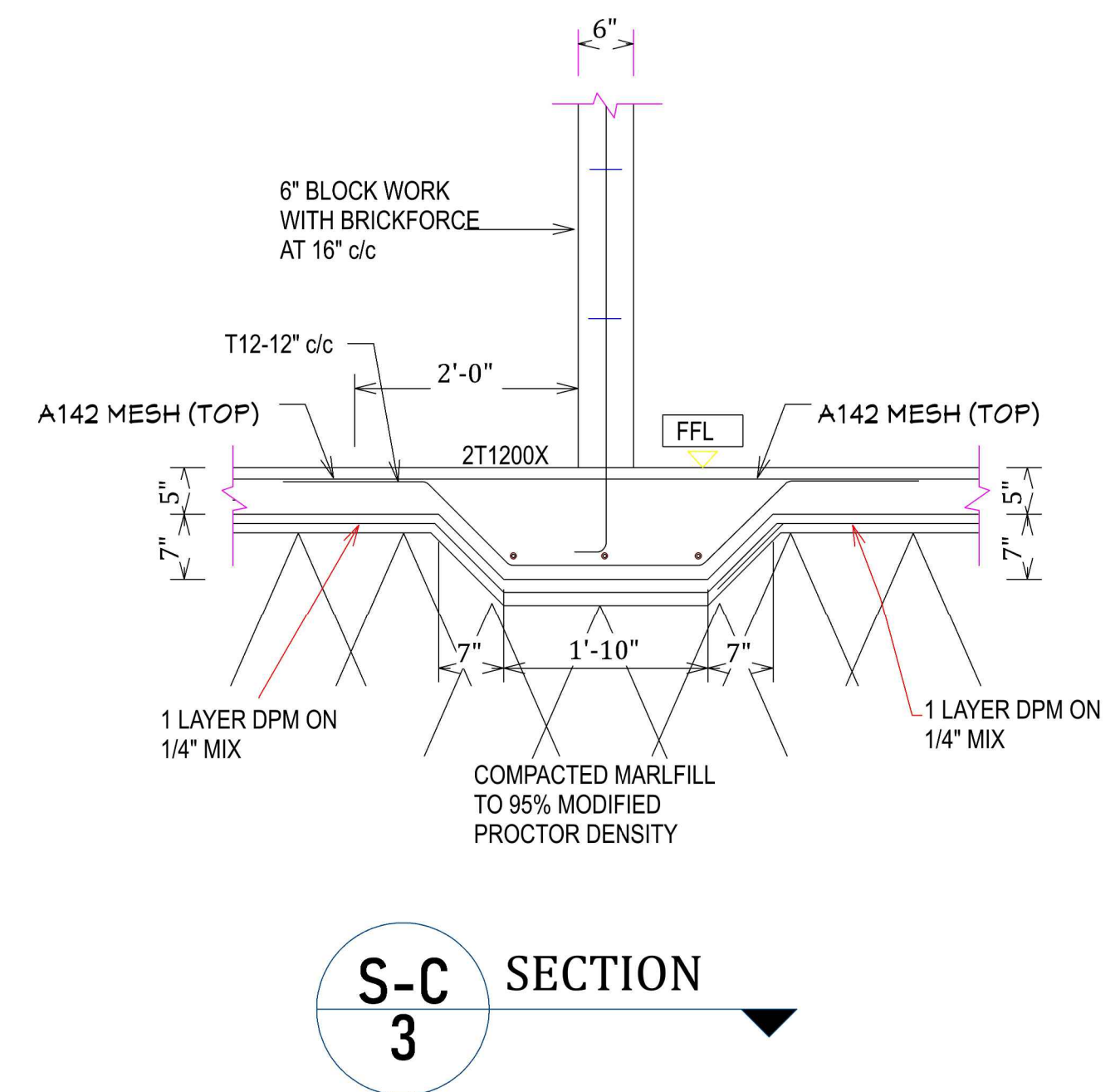
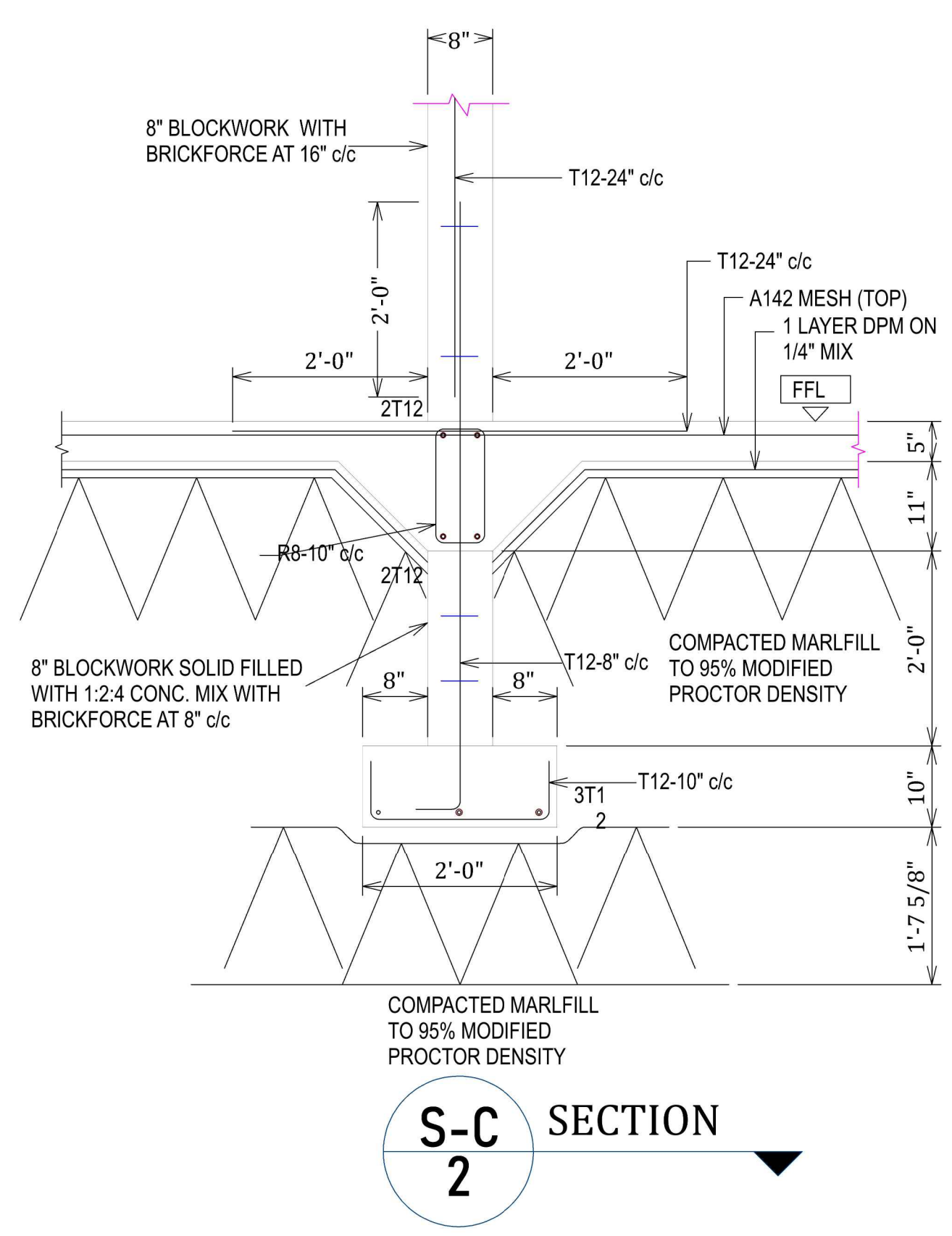
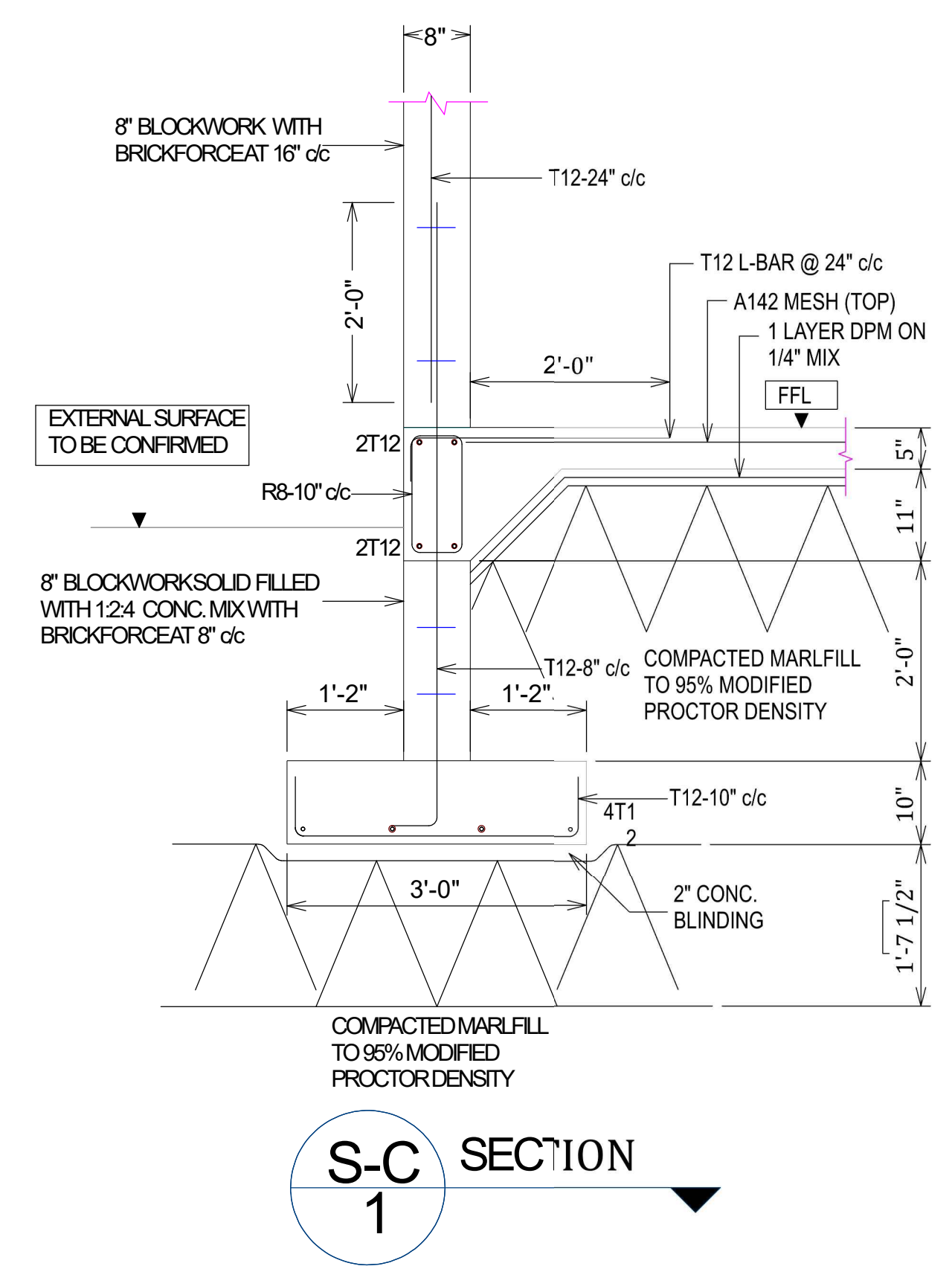
FOUNDATION LAYOUT

GENERAL NOTES:-
 1 All dimensions are in Feet & Inches, unless noted otherwise.
 2 Do not scale the drawing. Follow written dimensions only.
 3 All dimensions to be verified at site before commencement of work.
 4 Any discrepancies between drawing and site conditions must be reported before execution.
 5 Only the latest revision of the drawing shall be followed.
 6 No design changes shall be made without prior written approval.
 7 Architectural drawings are issued as per agreed scope. Site execution responsibility lies with the contractor unless Project Management services are formally engaged.

REVISIONS :	ISSUED FOR :	Preliminary	Approval
		Construction	Tender
R0	<input checked="" type="checkbox"/>	<input type="checkbox"/>	<input type="checkbox"/>

REVISION DETAILS	
NO.	DATE DESCRIPTION

PROJECT : Proposed Residence at Fairview Gardens
DRAWING TITLE : FOUNDATION SECTION DETAILS
CLIENT NAME : Dasrat Sugrim
CONSTRUCTION : Dasrat Sugrim Design Center Ltd
SITE LOCATION : Fairview Gardens, Oldbury, St. Philip, Barbados
FLOOR LEVEL :
FLOOR AREA :
OVERALL AREA : 2,226.43 SQ.FT.
LAND AREA : 4392 SQ.FT.
DRAWN BY : DRAFTSMAN
CHECKED BY : SENIOR DESIGNER
DRAWN DATE :
DRAWING NO. : M-102
PROJECT NO. : PN-1011
SCALE : NTS
DIMENSION UNITS : FEET AND INCH - (' - ")
SITENO TES :



FOUNDATION SECTION DETAILS

MAIN NOTES:-
 • This design output is a sample prepared for demonstration purposes. It is derived from an existing building previously constructed by our partner company.
 • Certain original and key details have been modified and omitted for presentation and security purposes; therefore, this drawing shall not be used for construction.
 • For customization or execution, please contact our office directly. Any design development or modifications to this design will be carried out by our office and will be subject to applicable fees.
 • This drawing is the property of Artean Design and is intended solely for internal and client presentation use. Unauthorised copying, reproduction, or misuse of this drawing is strictly prohibited.

GENERAL NOTES:-
 1 All dimensions are in Feet & Inches, unless noted otherwise.
 2 Do not scale the drawing. Follow written dimensions only.
 3 All dimensions to be verified at site before commencement of work.
 4 Any discrepancies between drawing and site conditions must be reported before execution.
 5 Only the latest revision of the drawing shall be followed.
 6 No design changes shall be made without prior written approval.
 7 Architectural drawings are issued as per agreed scope. Site execution responsibility lies with the contractor unless Project Management services are formally engaged.

REVISIONS :	ISSUED FOR :	Preliminary	Approval
R 0		<input type="checkbox"/>	<input type="checkbox"/>
		Construction	Tender
		<input checked="" type="checkbox"/>	<input type="checkbox"/>

REVISION DETAILS	
NO.	DATE

PROJECT : Proposed Residence at Fairview Gardens

DRAWING TITLE : FOUNDATION DETAILS

CLIENT NAME : Dasrat Sugrim

CONSTRUCTION : Dasrat Sugrim Design Center Ltd

SITE LOCATION :
 Fairview Gardens, Oldbury, St. Philip, Barbados

FLOOR LEVEL :

FLOOR AREA :

OVERALL AREA : 2,226.4350 FT.

LAND AREA : 4392 SQ . FT.

DRAWN BY : DRAFTSMAN

CHECKED BY : SENIOR DESIGNER

DRAWN DATE :

DRAWING NO . : M -103

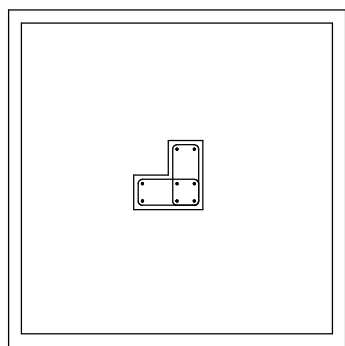
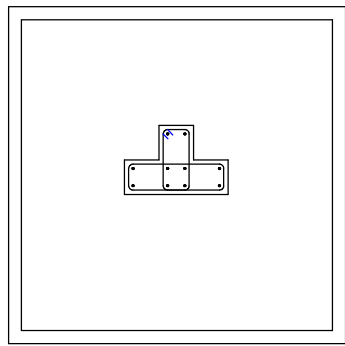


PROJECT NO : PN-1011

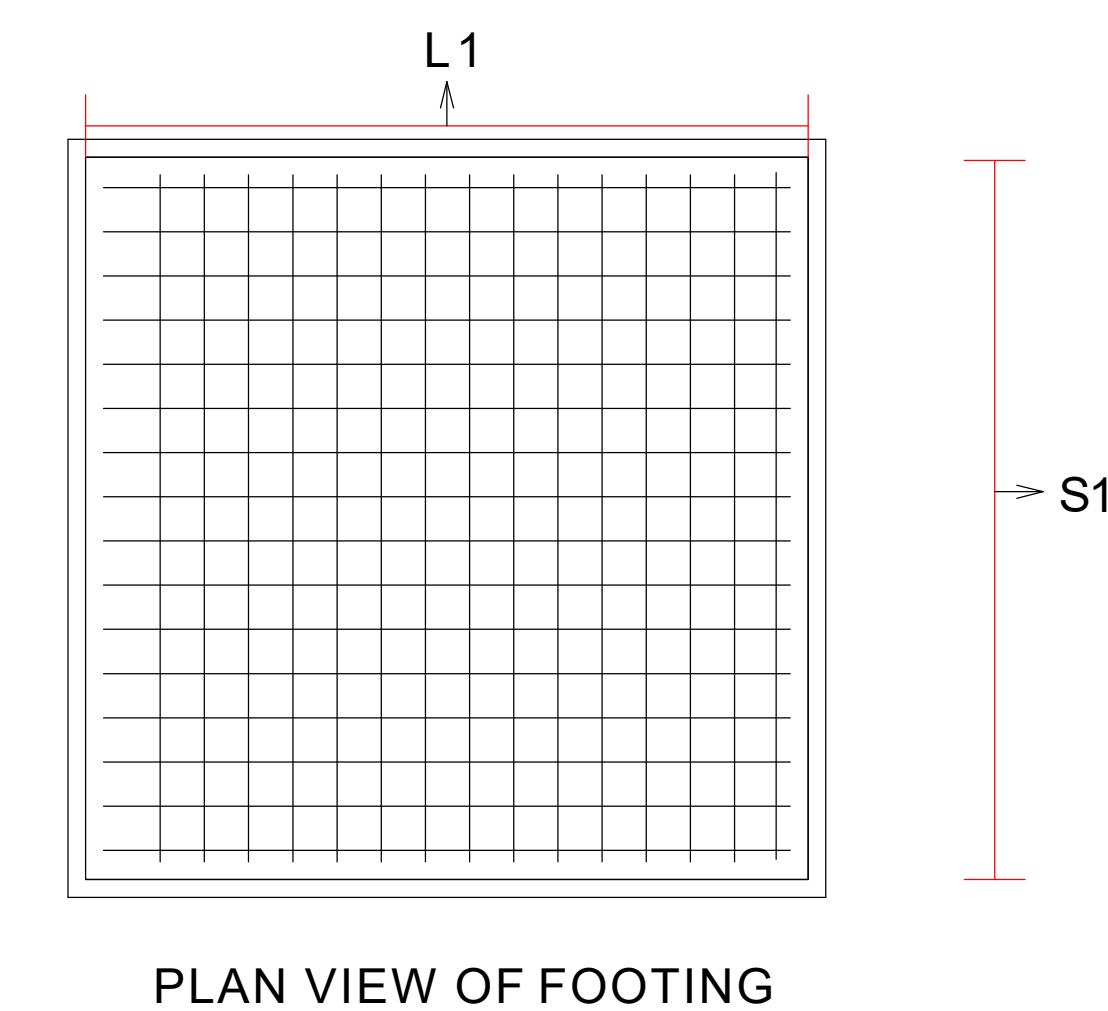
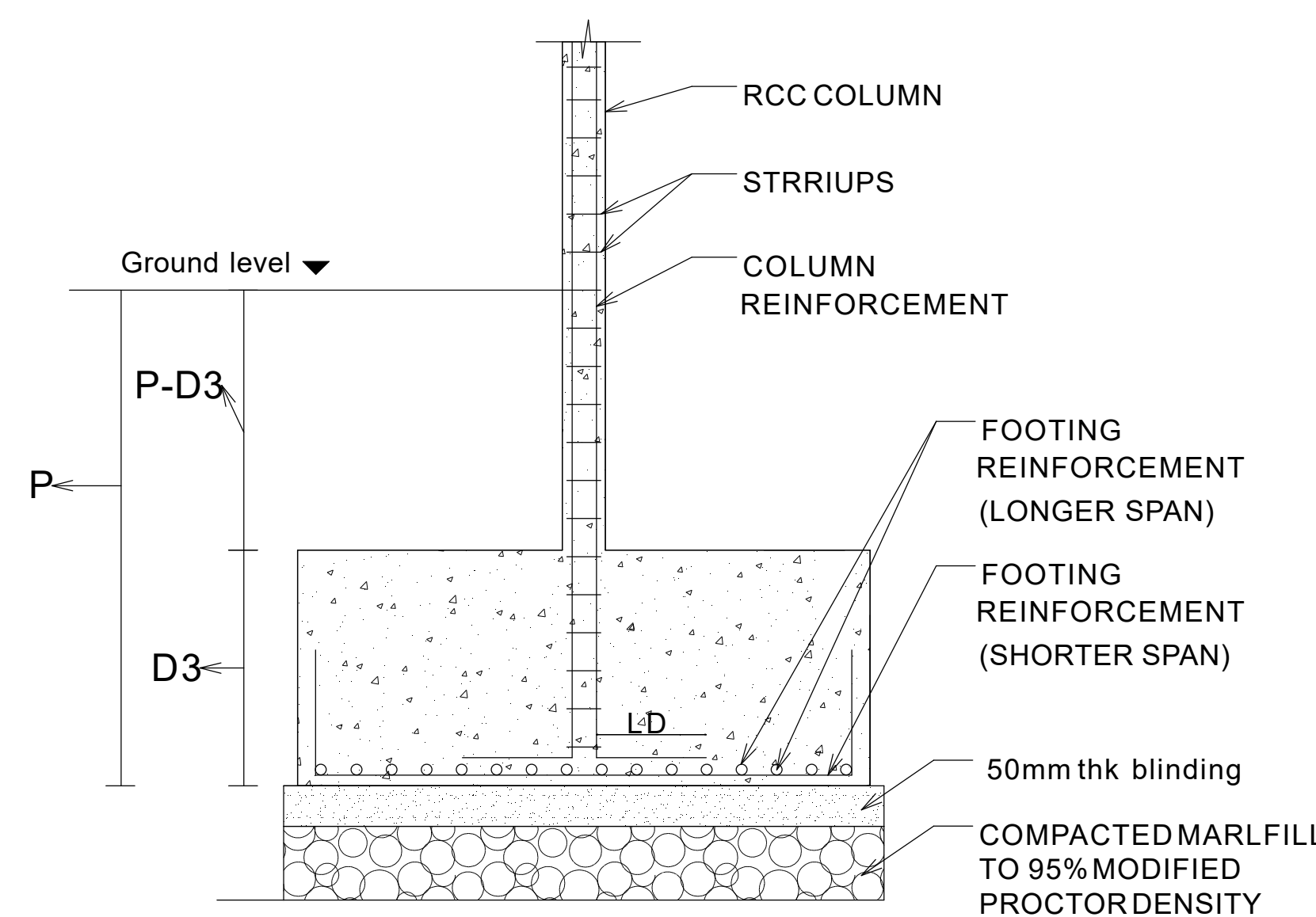
SCALE : NTS

DIMENSION UNITS : FEET AND INCH - (' - ")

SITENOTES :

MAIN NOTES:-
 • This design output is a sample prepared for demonstration purposes. It is derived from an existing building previously constructed by our partner company.
 • Certain original and key details have been modified and omitted for presentation and security purposes; therefore, this drawing shall not be used for construction.
 • For customization or execution, please contact our office directly. Any design development or modifications to this design will be carried out by our office and will be subject to applicable fees.
 • This drawing is the property of Artean Design and is intended solely for internal and client presentation use. Unauthorised copying, reproduction, or misuse of this drawing is strictly prohibited.

PIT HEIGHT (P)=6'									
COLUMN TYPE	FOOTING TYPE	NOS	FOOTING SIZE	SHORTER SPAN (S1)	LONGER SPAN (L1)	DEPTH (D1)	DEPTH (D2)	OVER ALL DEPTH (D3)	FOOTING REINFORCEMENT
C1,C2	F1	3	 4' X 4'	4'	4'	-	-	1'	12mm- 6" C/C (BOTH WAY)
C3	F3	10	 4'6" X 4'6"	4'6"	4'6"	-	-	1'3"	12mm# @6"C/C (BOTH WAY)
C4,C5	F4	2	 5' X 5'	5'	5'	-	-	1'3"	12mm# @6"C/C (BOTH WAY)
C6	F6	2	 6' X 6'	6'	6'	-	-	1'6"	12mm# @6"C/C (BOTH WAY)



FOUNDATION DETAILS

GENERAL NOTES:-
 1 All dimensions are in Feet & Inches, unless noted otherwise.
 2 Do not scale the drawing. Follow written dimensions only.
 3 All dimensions to be verified at site before commencement of work.
 4 Any discrepancies between drawing and site conditions must be reported before execution.
 5 Only the latest revision of the drawing shall be followed.
 6 No design changes shall be made without prior written approval.
 7 Architectural drawings are issued as per agreed scope. Site execution responsibility lies with the contractor unless Project Management services are formally engaged.

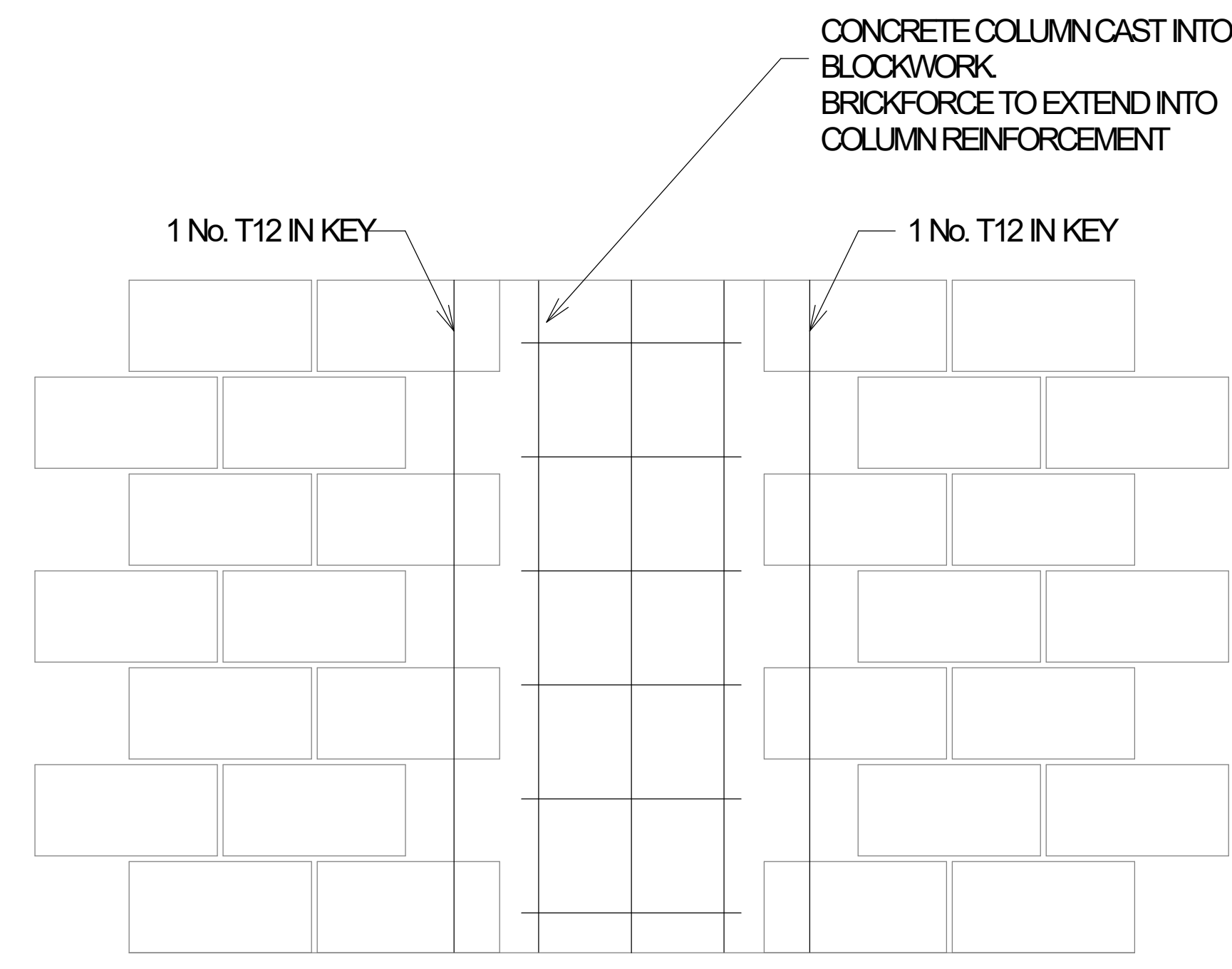
REVISIONS : R0	ISSUED FOR :	Preliminary	Approval
		Construction	Tender
		<input type="checkbox"/>	<input type="checkbox"/>
		<input checked="" type="checkbox"/>	<input type="checkbox"/>

REVISION DETAILS	
NO.	DATE DESCRIPTION

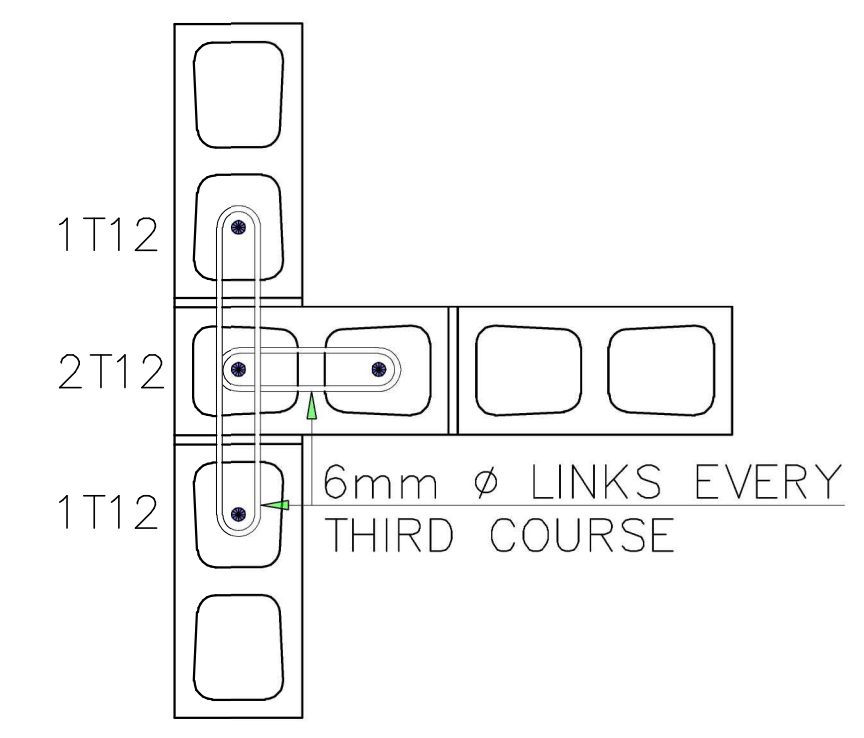
PROJECT : Proposed Residence at Fairview Gardens
DRAWING TITLE : WALL SECTION DETAILS
CLIENT NAME : Dasrat Sugrim
CONSTRUCTION : Dasrat Sugrim Design Center Ltd
SITE LOCATION : Fairview Gardens, Oldbury, St. Philip, Barbados
FLOOR LEVEL : GROUND FLOOR
FLOOR AREA : 1,145.7 SQ.FT.
OVERALL AREA : 2,226.43 SQ.FT.
LAND AREA : 4392 SQ .FT.
DRAWN BY : DRAFTSMAN
CHECKED BY : SENIOR DESIGNER
DRAWN DATE :
DR AWING NO . : M -104
PROJECT NO : PN-1011
SCALE : NTS
DIMEN SION UNITS : FEET AND INCH -(' - ")

SITENOTES:

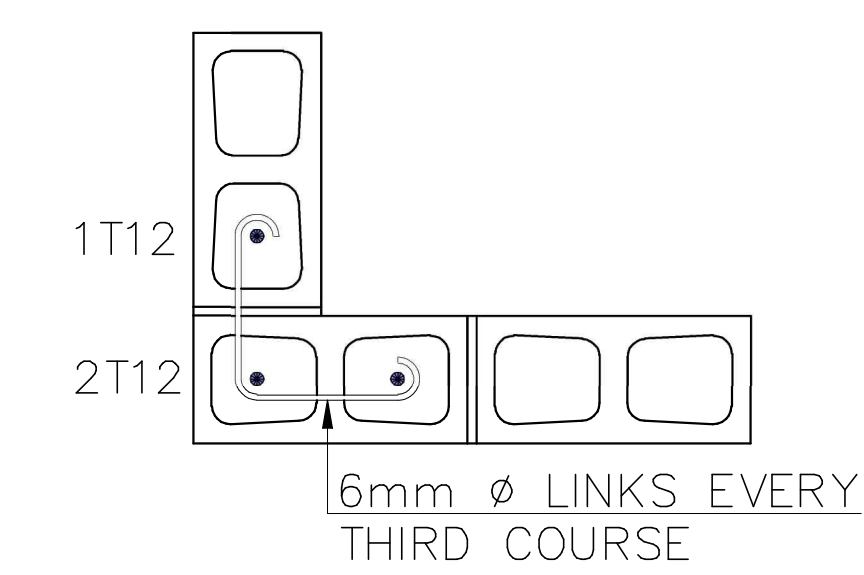
MAIN NOTES:-
 • This design output is a sample prepared for demonstration purposes. It is derived from an existing building previously constructed by our partner company.
 • Certain original and key details have been modified and omitted for presentation and security purposes; therefore, this drawing shall not be used for construction.
 • For customization or execution, please contact our office directly. Any design development or modifications to this design will be carried out by our office and will be subject to applicable fees.
 • This drawing is the property of Artean Design and is intended solely for internal and client presentation use. Unauthorised copying, reproduction, or misuse of this drawing is strictly prohibited.



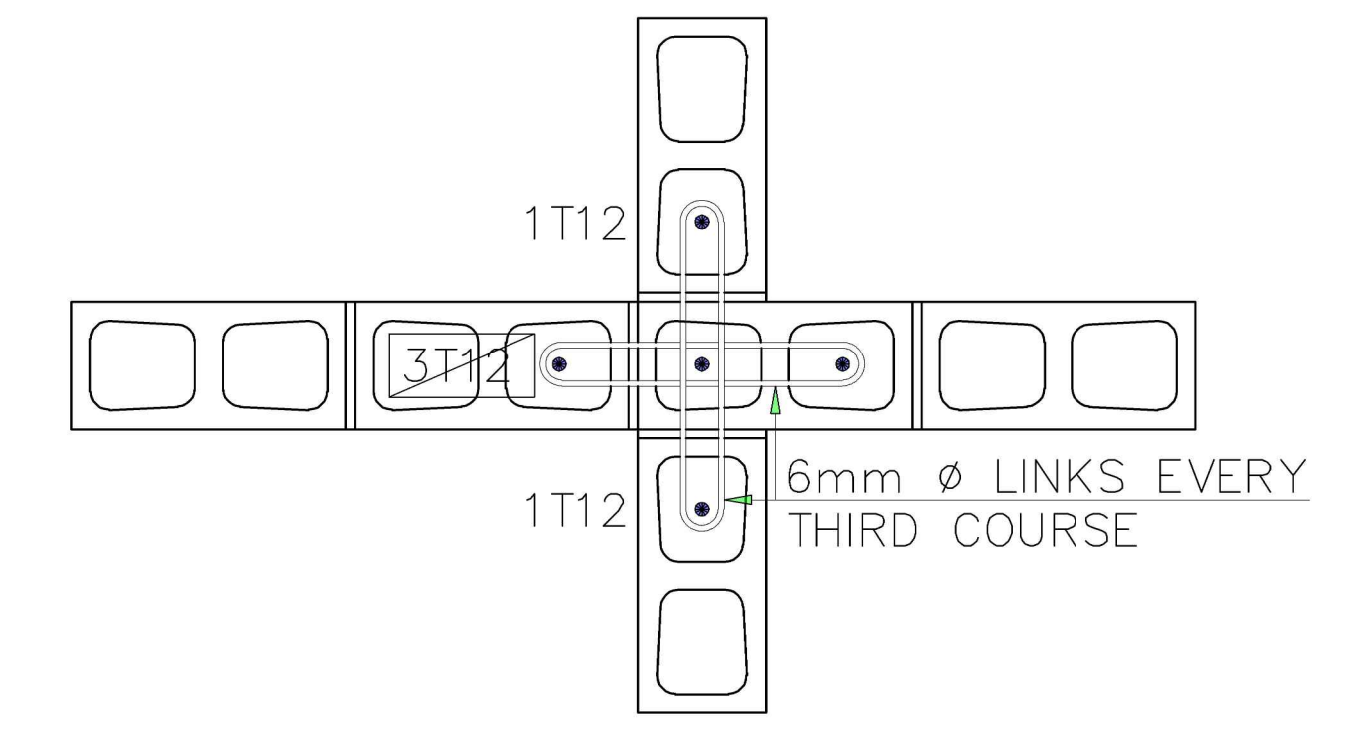
TYPICAL BLOCKWORK/CONCRETE COLUMN INTERFACE DETAIL



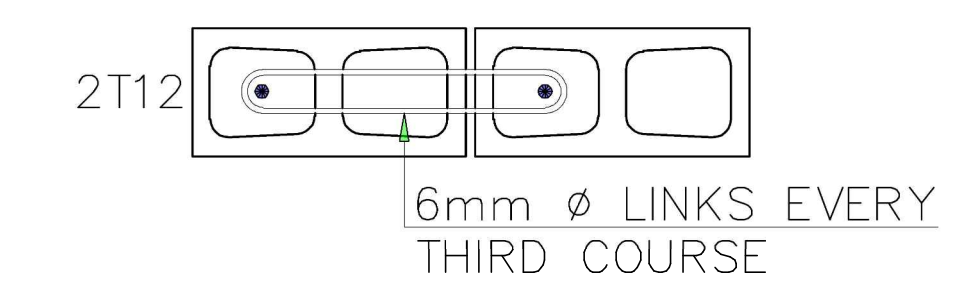
WALL DETAIL AT T-JUNCTION



WALL DETAIL AT L-JUNCTION
 SCALE 1/2" TO 1'-0"



WALL DETAIL AT X-JUNCTION



WALL DETAIL AT END

WALL SECTION DETAILS

GENERAL NOTES:-
 1 All dimensions are in Feet & Inches, unless noted otherwise.
 2 Do not scale the drawing. Follow written dimensions only.
 3 All dimensions to be verified at site before commencement of work.
 4 Any discrepancies between drawing and site conditions must be reported before execution.
 5 Only the latest revision of the drawing shall be followed.
 6 No design changes shall be made without prior written approval.
 7 Architectural drawings are issued as per agreed scope. Site execution responsibility lies with the contractor unless Project Management services are formally engaged.

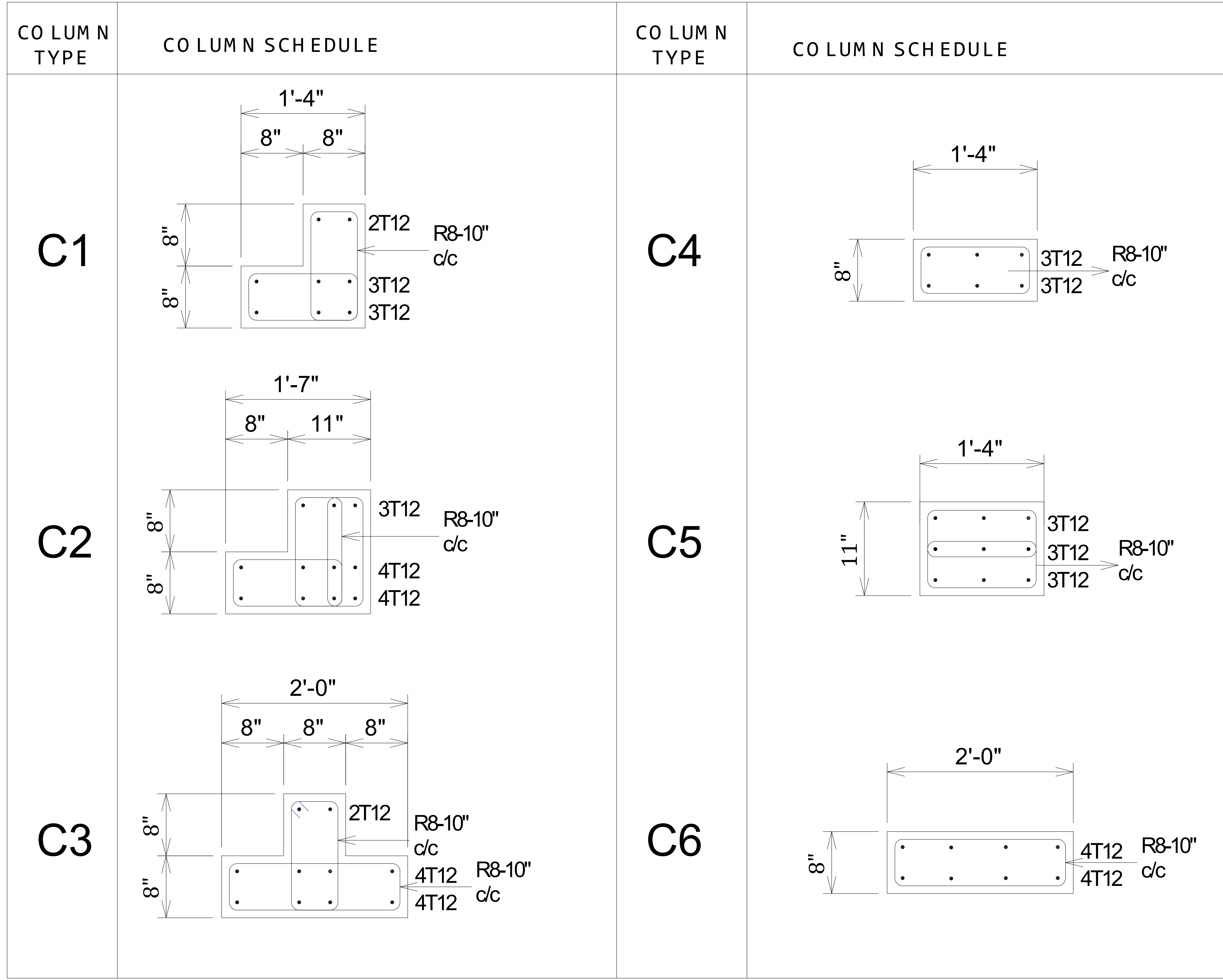
REVISIONS :	ISSUED FOR :	Preliminary	Approval
R 0		<input type="checkbox"/>	<input type="checkbox"/>
		Construction	Tender
		<input checked="" type="checkbox"/>	<input type="checkbox"/>

REVISION DETAILS	
NO.	DATE DESCRIPTION

PROJECT : Proposed Residence at Fairview Gardens
 DRAWING TITLE : COLUMN DETAILS
 CLIENT NAME : Dasrat Sugrim
 CONSTRUCTION : Dasrat Sugrim Design Center Ltd
 SITE LOCATION : Fairview Gardens, Oldbury, St. Philip, Barbados
 FLOOR LEVEL : GROUND FLOOR
 FLOOR AREA : 1,145.75 SQ .FT.
 OVERALL AREA : 2,226.4350 .FT.
 LAND AREA : 4392 SQ .FT.
 DRAWN BY : DRAFTSMAN
 CHECKED BY : SENIOR DESIGNER
 DRAWN DATE :
 DRAWING NO . : M -105
 PROJECT NO : PN-1011
 SCALE : NTS
 DIMENSION UNITS : FEET AND INCH - (' - ")

SITENOTES:

MAIN NOTES:-
 • This design output is a sample prepared for demonstration purposes. It is derived from an existing building previously constructed by our partner company.
 • Certain original and key details have been modified and omitted for presentation and security purposes; therefore, this drawing shall not be used for construction.
 • For customization or execution, please contact our office directly. Any design development or modifications to this design will be carried out by our office and will be subject to applicable fees.
 • This drawing is the property of Artean Design and is intended solely for internal and client presentation use. Unauthorised copying, reproduction, or misuse of this drawing is strictly prohibited.



COLUMN DETAILS

GENERAL NOTES:-
 1 All dimensions are in Feet & Inches, unless noted otherwise.
 2 Do not scale the drawing. Follow written dimensions only.
 3 All dimensions to be verified at site before commencement of work.
 4 Any discrepancies between drawing and site conditions must be reported before execution.
 5 Only the latest revision of the drawing shall be followed.
 6 No design changes shall be made without prior written approval.
 7 Architectural drawings are issued as per agreed scope. Site execution responsibility lies with the contractor unless Project Management services are formally engaged.

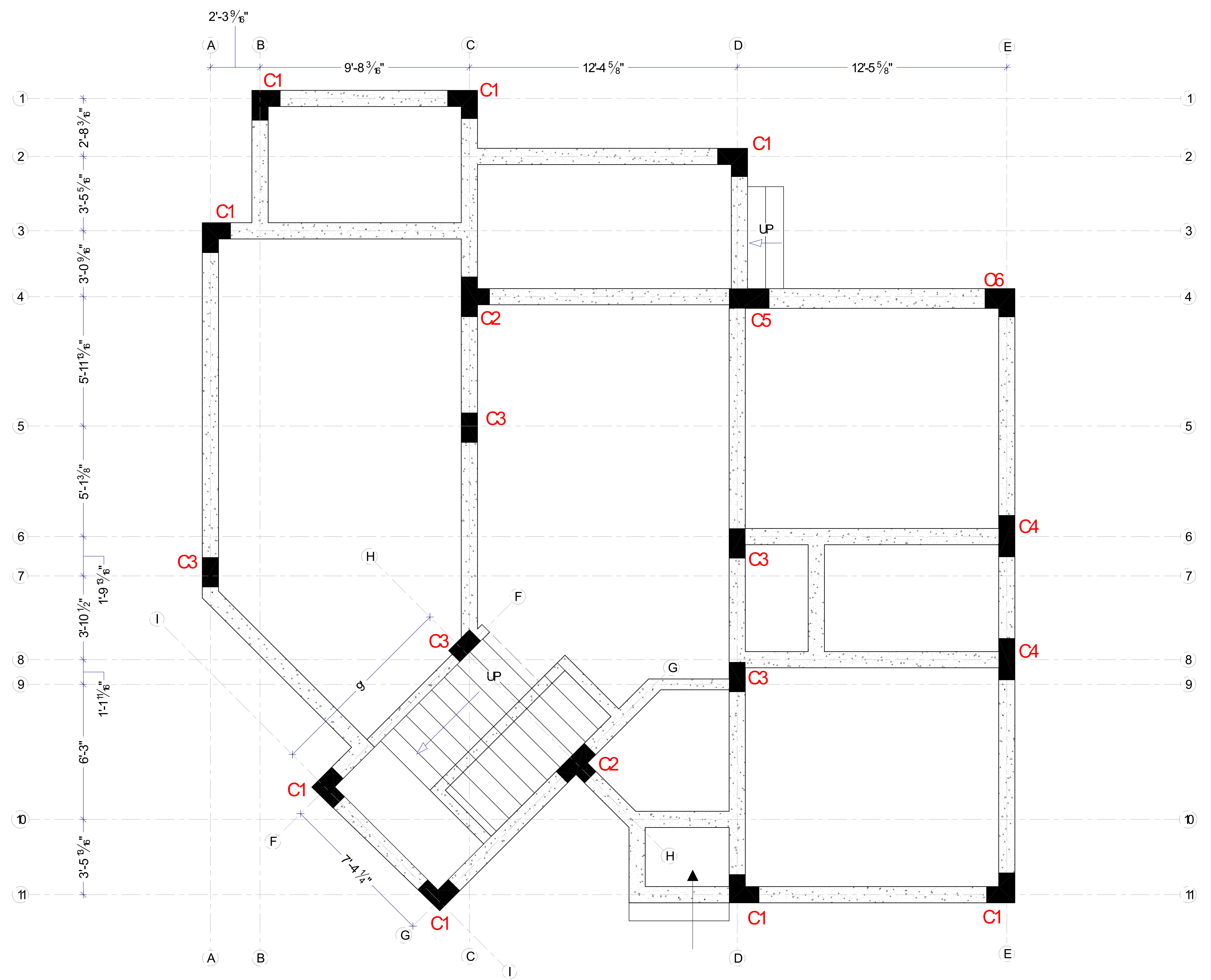
R EVISIONS :	ISSUED FOR :	Preliminary	Approval
		<input type="checkbox"/>	<input type="checkbox"/>
R 0		Construction	Tender
		<input checked="" type="checkbox"/>	<input type="checkbox"/>

REVISION DETAILS	
NO.	DATE DESCRIPTION

PROJECT : Proposed Residence at Fairview Gardens
 DRAWING TITLE : GROUND FLOOR COLUMN LAYOUT
 CLIENT NAME : Dasrat Sugrim
 CONSTRUCTION : Dasrat Sugrim Design Center Ltd
 SITE LOCATION : Fairview Gardens, Oldbury, St. Philip, Barbados
 FLOOR LEVEL : GROUND FLOOR
 FLOOR AREA : 1,145.75 SQ .FT.
 OVERALL AREA : 2,226.4350 .FT.
 LAND AREA : 4392 SQ .FT.
 DRAWN BY : DRAFTSMAN
 CHECKED BY : SENIOR DESIGNER
 DRAWN DATE :
 DRAWING NO . : M -106
 PROJECT NO : PN -1011
 SCALE : NTS
 DIMENSION UNITS : FEET AND INCH - (' - ")

SITENOTES:

MAIN NOTES:-
 • This design output is a sample prepared for demonstration purposes. It is derived from an existing building previously constructed by our partner company.
 • Certain original and key details have been modified and omitted for presentation and security purposes; therefore, this drawing shall not be used for construction.
 • For customization or execution, please contact our office directly. Any design development or modifications to this design will be carried out by our office and will be subject to applicable fees.
 • This drawing is the property of Artean Design and is intended solely for internal and client presentation use. Unauthorised copying, reproduction, or misuse of this drawing is strictly prohibited.



GROUND FLOOR COLUMN LAYOUT

GENERAL NOTES:-
 1 All dimensions are in Feet & Inches, unless noted otherwise.
 2 Do not scale the drawing. Follow written dimensions only.
 3 All dimensions to be verified at site before commencement of work.
 4 Any discrepancies between drawing and site conditions must be reported before execution.
 5 Only the latest revision of the drawing shall be followed.
 6 No design changes shall be made without prior written approval.
 7 Architectural drawings are issued as per agreed scope. Site execution responsibility lies with the contractor unless Project Management services are formally engaged.

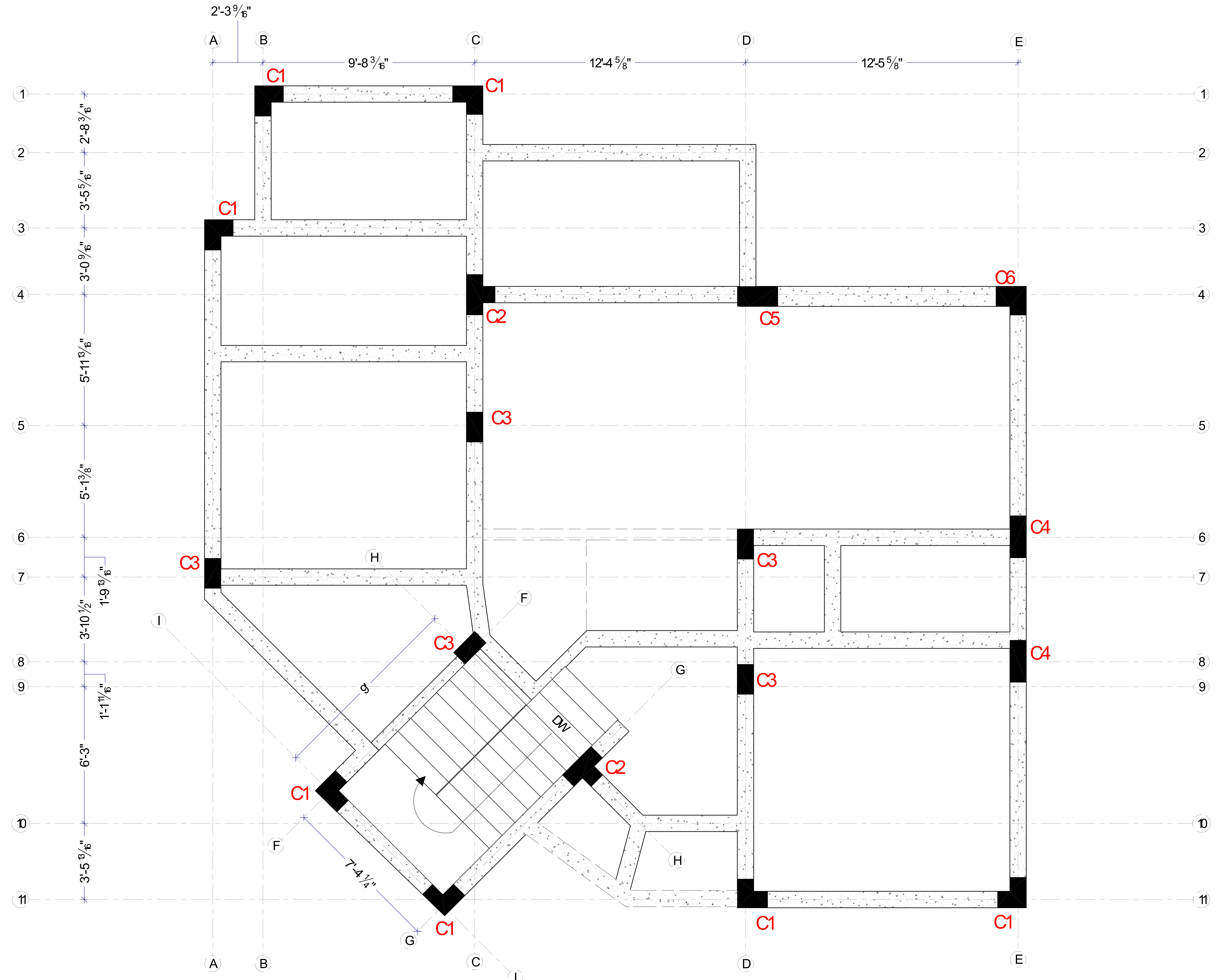
R EVISIONS :	ISSUED FOR :	Preliminary	Approval
		<input type="checkbox"/>	<input type="checkbox"/>
R 0		Construction	Tender
		<input checked="" type="checkbox"/>	<input type="checkbox"/>

REVISION DETAILS	
NO.	DATE DESCRIPTION

PROJECT : Proposed Residence at Fairview Gardens
 DRAWING TITLE : FIRST FLOOR COLUMN LAYOUT
 CLIENT NAME : Dasrat Sugrim
 CONSTRUCTION : Dasrat Sugrim Design Center Ltd
 SITE LOCATION : Fairview Gardens, Oldbury, St. Philip, Barbados
 FLOOR LEVEL : GROUND FLOOR
 FLOOR AREA : 1,145.75 SQ .FT.
 OVERALL AREA : 2,226.4350 .FT.
 LAND AREA : 4392 SQ .FT.
 DRAWN BY : DRAFTSMAN
 CHECKED BY : SENIOR DESIGNER
 DRAWN DATE :
 DRAWING NO . : M -107
 PROJECT NO : PN-1011
 SCALE : NTS
 DIMENSION UNITS : FEET AND INCH - (' - ")

SITENOTES:

MAIN NOTES:-
 • This design output is a sample prepared for demonstration purposes. It is derived from an existing building previously constructed by our partner company.
 • Certain original and key details have been modified and omitted for presentation and security purposes; therefore, this drawing shall not be used for construction.
 • For customization or execution, please contact our office directly. Any design development or modifications to this design will be carried out by our office and will be subject to applicable fees.
 • This drawing is the property of Artean Design and is intended solely for internal and client presentation use. Unauthorised copying, reproduction, or misuse of this drawing is strictly prohibited.



FIRST FLOOR COLUMN LAYOUT

GENERAL NOTES:-
 1 All dimensions are in Feet & Inches, unless noted otherwise.
 2 Do not scale the drawing. Follow written dimensions only.
 3 All dimensions to be verified at site before commencement of work.
 4 Any discrepancies between drawing and site conditions must be reported before execution.
 5 Only the latest revision of the drawing shall be followed.
 6 No design changes shall be made without prior written approval.
 7 Architectural drawings are issued as per agreed scope. Site execution responsibility lies with the contractor unless Project Management services are formally engaged.

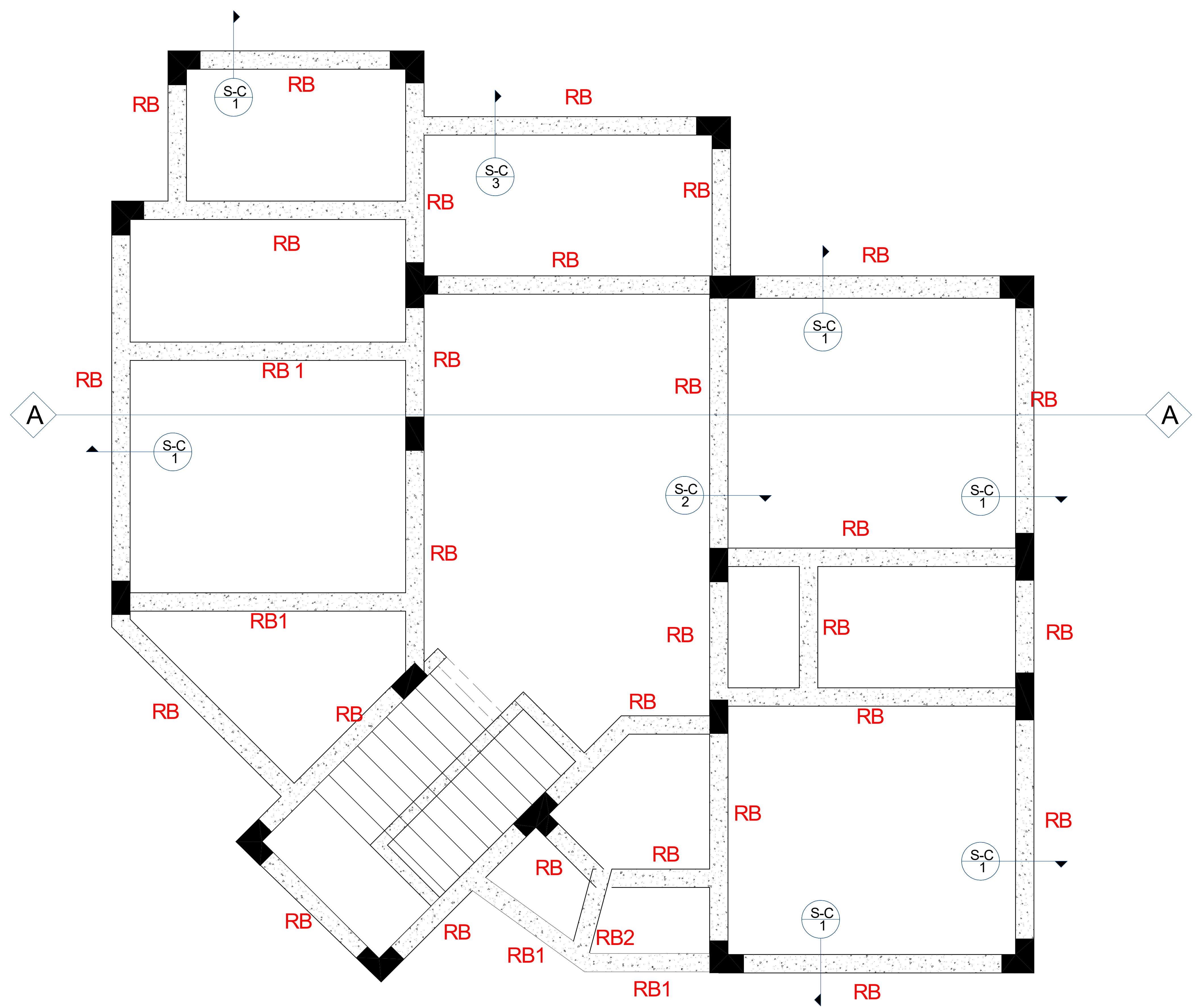
REVISIONS :	ISSUED FOR :	Preliminary	Approval
		<input type="checkbox"/>	<input type="checkbox"/>
R 0		Construction	Tender
		<input checked="" type="checkbox"/>	<input type="checkbox"/>

REVISION DETAILS	
NO.	DATE

PROJECT : Proposed Residence at Fairview Gardens
 DRAWING TITLE : GROUND FLOOR ROOF BEAM LAYOUT
 CLIENT NAME : Dasrat Sugrim
 CONSTRUCTION : Dasrat Sugrim Design Center Ltd
 SITE LOCATION : Fairview Gardens, Oldbury, St. Philip, Barbados
 FLOOR LEVEL : GROUND FLOOR
 FLOOR AREA : 1,145.75 SQ .FT.
 OVERALL AREA : 2,226.435 SQ .FT.
 LAND AREA : 4392 SQ .FT.
 DRAWN BY : DRAFTSMAN
 CHECKED BY : SENIOR DESIGNER
 DRAWN DATE :
 DRAWING NO . : M -108
 PROJECT NO : PN-1011
 SCALE : NTS
 DIMENSION UNITS : FEET AND INCH - (' - ")

SITENOTES:

MAIN NOTES:-
 • This design output is a sample prepared for demonstration purposes. It is derived from an existing building previously constructed by our partner company.
 • Certain original and key details have been modified and omitted for presentation and security purposes; therefore, this drawing shall not be used for construction.
 • For customization or execution, please contact our office directly. Any design development or modifications to this design will be carried out by our office and will be subject to applicable fees.
 • This drawing is the property of Artean Design and is intended solely for internal and client presentation use. Unauthorised copying, reproduction, or misuse of this drawing is strictly prohibited.



GROUND FLOOR ROOF BEAM LAYOUT

GENERAL NOTES:-
 1 All dimensions are in Feet & Inches, unless noted otherwise.
 2 Do not scale the drawing. Follow written dimensions only.
 3 All dimensions to be verified at site before commencement of work.
 4 Any discrepancies between drawing and site conditions must be reported before execution.
 5 Only the latest revision of the drawing shall be followed.
 6 No design changes shall be made without prior written approval.
 7 Architectural drawings are issued as per agreed scope. Site execution responsibility lies with the contractor unless Project Management services are formally engaged.

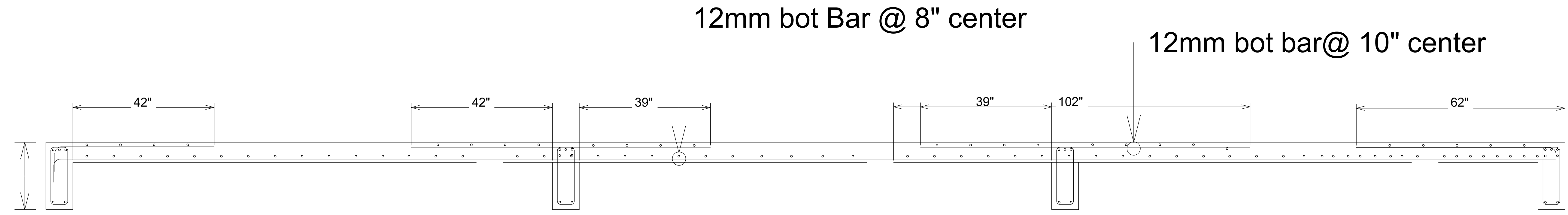
R E V I S I O N S :	ISSUED FOR :	Preliminary	Approval
		Construction	Tender
R 0	<input checked="" type="checkbox"/>	<input type="checkbox"/>	<input type="checkbox"/>

REVISION DETAILS	
NO.	DESCRIPTION

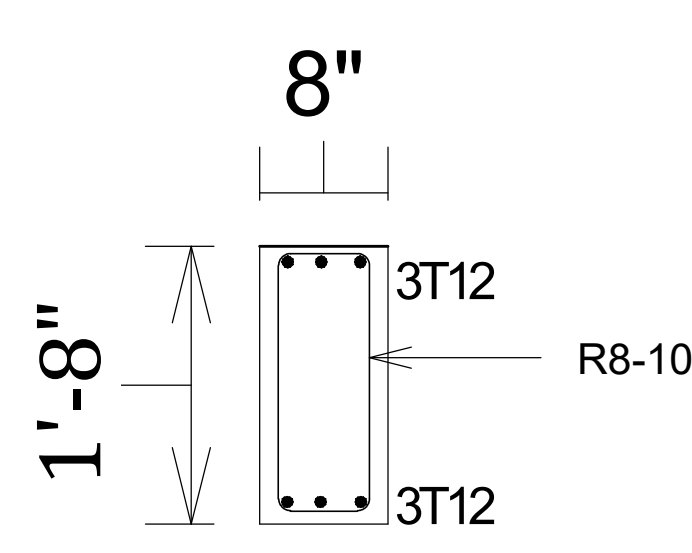
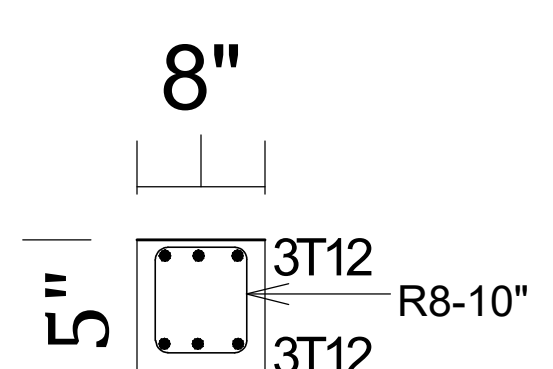
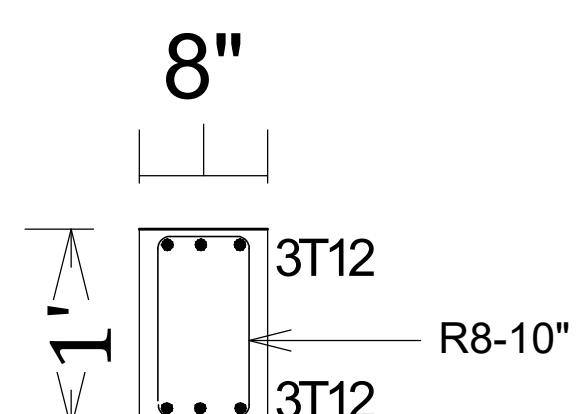
PROJECT : Proposed Residence at Fairview Gardens
 DRAWING TITLE : ROOF BEAM DETAILS
 CLIENT NAME : Dasrat Sugrim
 CONSTRUCTION : Dasrat Sugrim Design Center Ltd
 SITE LOCATION : Fairview Gardens, Oldbury, St. Philip, Barbados
 FLOOR LEVEL : GROUND FLOOR
 FLOOR AREA : 1,145.75 SQ. FT.
 OVERALL AREA : 2,226.435 SQ. FT.
 LAND AREA : 4392 SQ. FT.
 DRAWN BY : DRAFTSMAN
 CHECKED BY : SENIOR DESIGNER
 DRAWN DATE :
 DRAWING NO. : M-109
 PROJECT NO. : PN-1011
 SCALE : NTS
 DIMENSION UNITS : FEET AND INCH - (' - ")

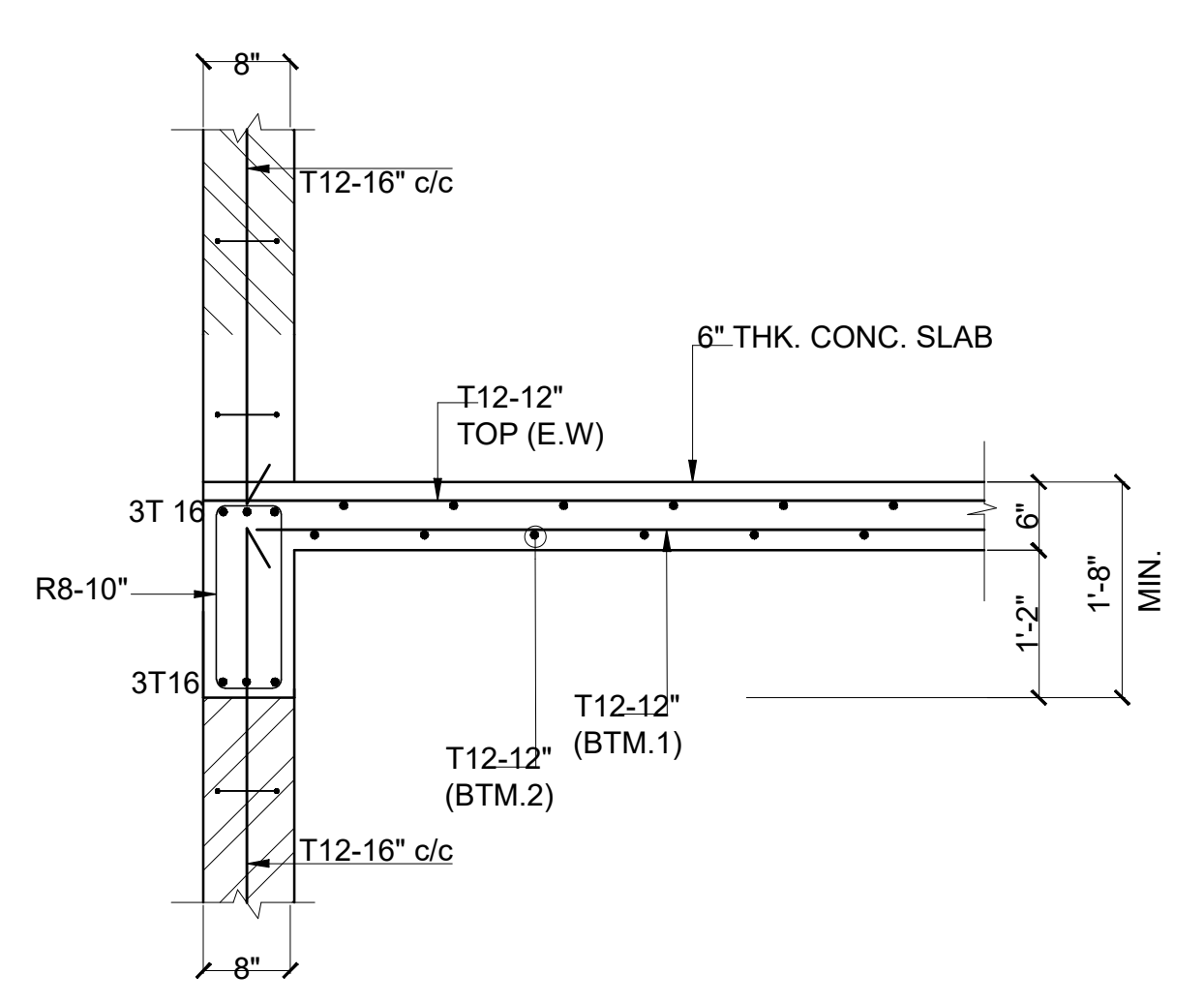
SITENOTES:

MAIN NOTES:-
 • This design output is a sample prepared for demonstration purposes. It is derived from an existing building previously constructed by our partner company.
 • Certain original and key details have been modified and omitted for presentation and security purposes; therefore, this drawing shall not be used for construction.
 • For customization or execution, please contact our office directly. Any design development or modifications to this design will be carried out by our office and will be subject to applicable fees.
 • This drawing is the property of Artean Design and is intended solely for internal and client presentation use. Unauthorised copying, reproduction, or misuse of this drawing is strictly prohibited.

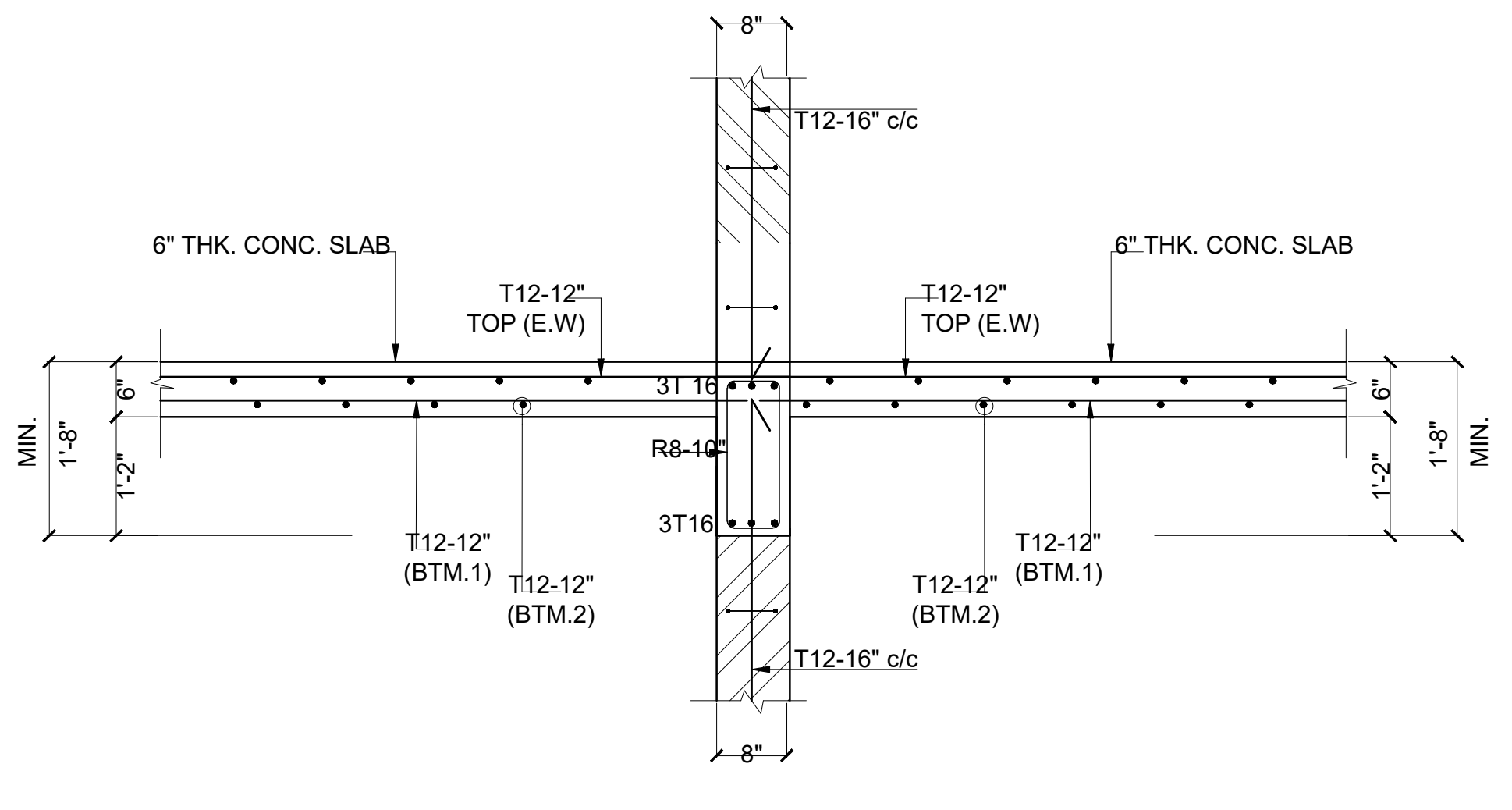


SECTION A-A

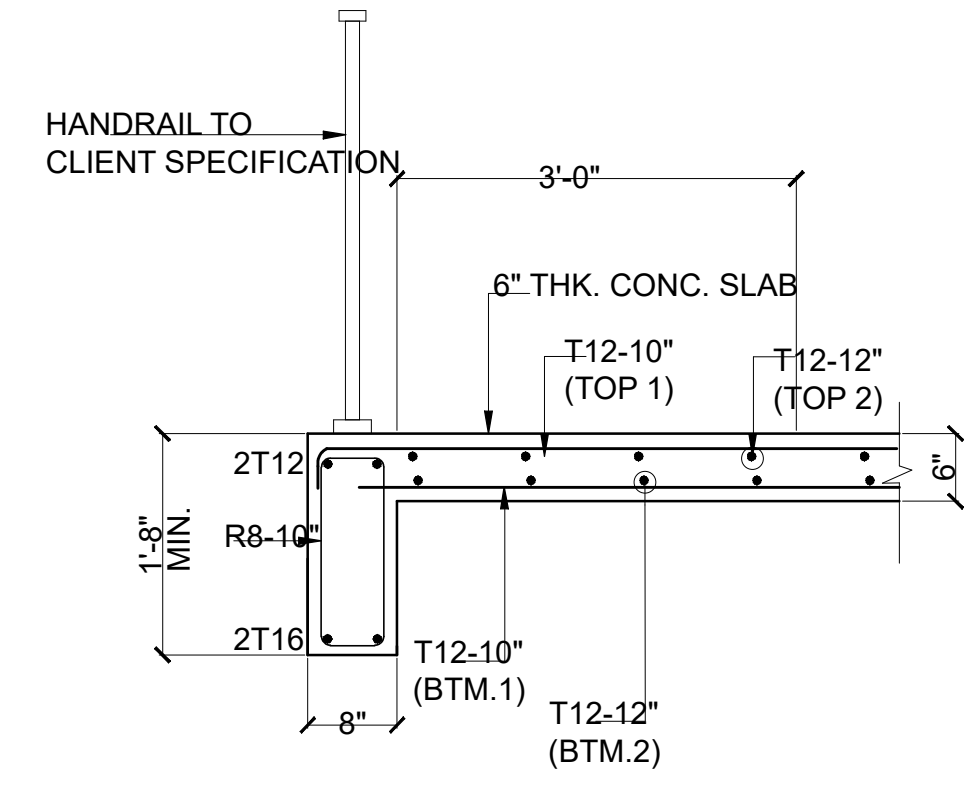
ROOF BEAM TYPE	COLUMN SCHEDULE
RB	
RB1	
RB2	



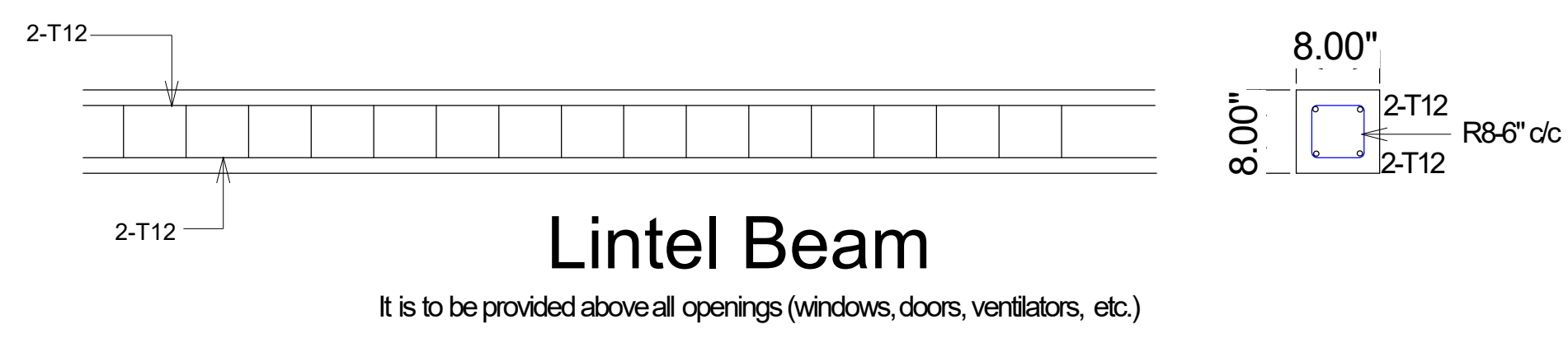
S-C SECTION 1



S-C SECTION 2



S-C SECTION 3



ROOF BEAM DETAILS

GENERAL NOTES:-
 1 All dimensions are in Feet & Inches, unless noted otherwise.
 2 Donot scale the drawing. Follow written dimensions only.
 3 All dimensions to be verified at site before commencement of work.
 4 Any discrepancies between drawing and site conditions must be reported before execution.
 5 Only the latest revision of the drawing shall be followed.
 6 No design changes shall be made without prior written approval.
 7 Architectural drawings are issued as per agreed scope. Site execution responsibility lies with the contractor unless Project Management services are formally engaged.

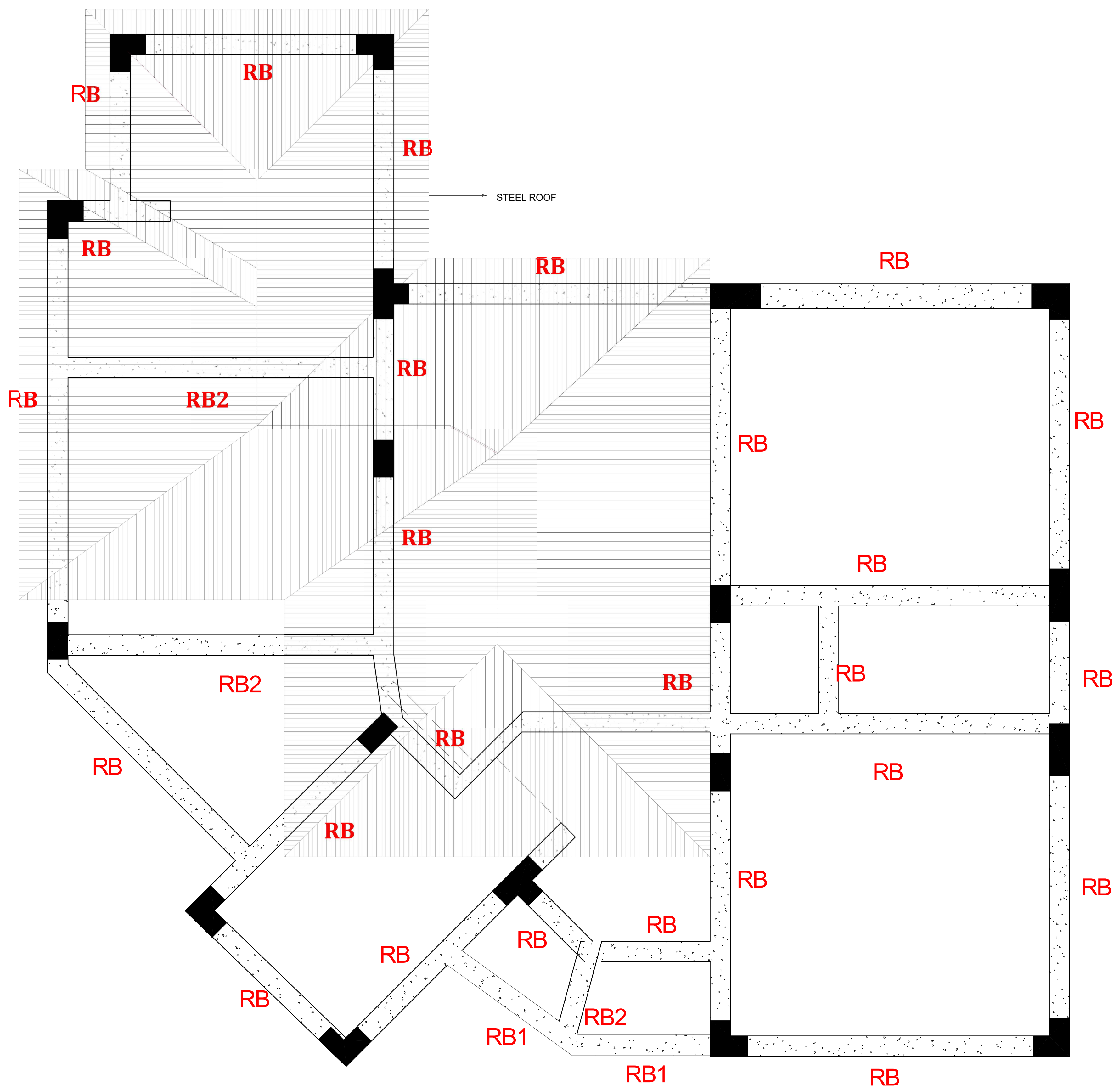
R E V I S I O N S : R 0	I S S U E D F O R :	Preliminary	Approval
		<input type="checkbox"/>	<input type="checkbox"/>
		Construction	Tender
		<input checked="" type="checkbox"/>	<input type="checkbox"/>

REVISION DETAILS	
NO.	DATE

PROJECT :	Proposed Residence at Fairview Gardens
DRAWING TITLE :	FIRST FLOOR ROOF BEAM LAYOUT
CLIENT NAME :	Dasrat Sugrim
CONSTRUCTION :	Dasrat Sugrim Design Center Ltd
SITE LOCATION :	Fairview Gardens, Oldbury, St. Philip, Barbados
FLOOR LEVEL :	GROUND FLOOR
FLOOR AREA :	1,145.75 SQ .FT.
OVERALL AREA :	2,226.435 SQ .FT.
LAND AREA :	4392 SQ .FT.
DRAWN BY :	DRAFTSMAN
CHECKED BY :	SENIOR DESIGNER
DRAWN DATE :	
DRAWING NO . :	M -110
PROJECT NO :	PN-1011
SCALE :	NTS
DIMENSION UNITS :	FEET AND INCH - ('-")

SITENOTES:

MAIN NOTES:-
 • This design output is a sample prepared for demonstration purposes. It is derived from an existing building previously constructed by our partner company.
 • Certain original and key details have been modified and omitted for presentation and security purposes; therefore, this drawing shall not be used for construction.
 • For customization or execution, please contact our office directly. Any design development or modifications to this design will be carried out by our office and will be subject to applicable fees.
 • This drawing is the property of Artean Design and is intended solely for internal and client presentation use. Unauthorised copying, reproduction, or misuse of this drawing is strictly prohibited.



FIRST FLOOR ROOF BEAM LAYOUT

GENERAL NOTES:-
 1 All dimensions are in Feet & Inches, unless noted otherwise.
 2 Do not scale the drawing. Follow written dimensions only.
 3 All dimensions to be verified at site before commencement of work.
 4 Any discrepancies between drawing and site conditions must be reported before execution.
 5 Only the latest revision of the drawing shall be followed.
 6 No design changes shall be made without prior written approval.
 7 Architectural drawings are issued as per agreed scope. Site execution responsibility lies with the contractor unless Project Management services are formally engaged.

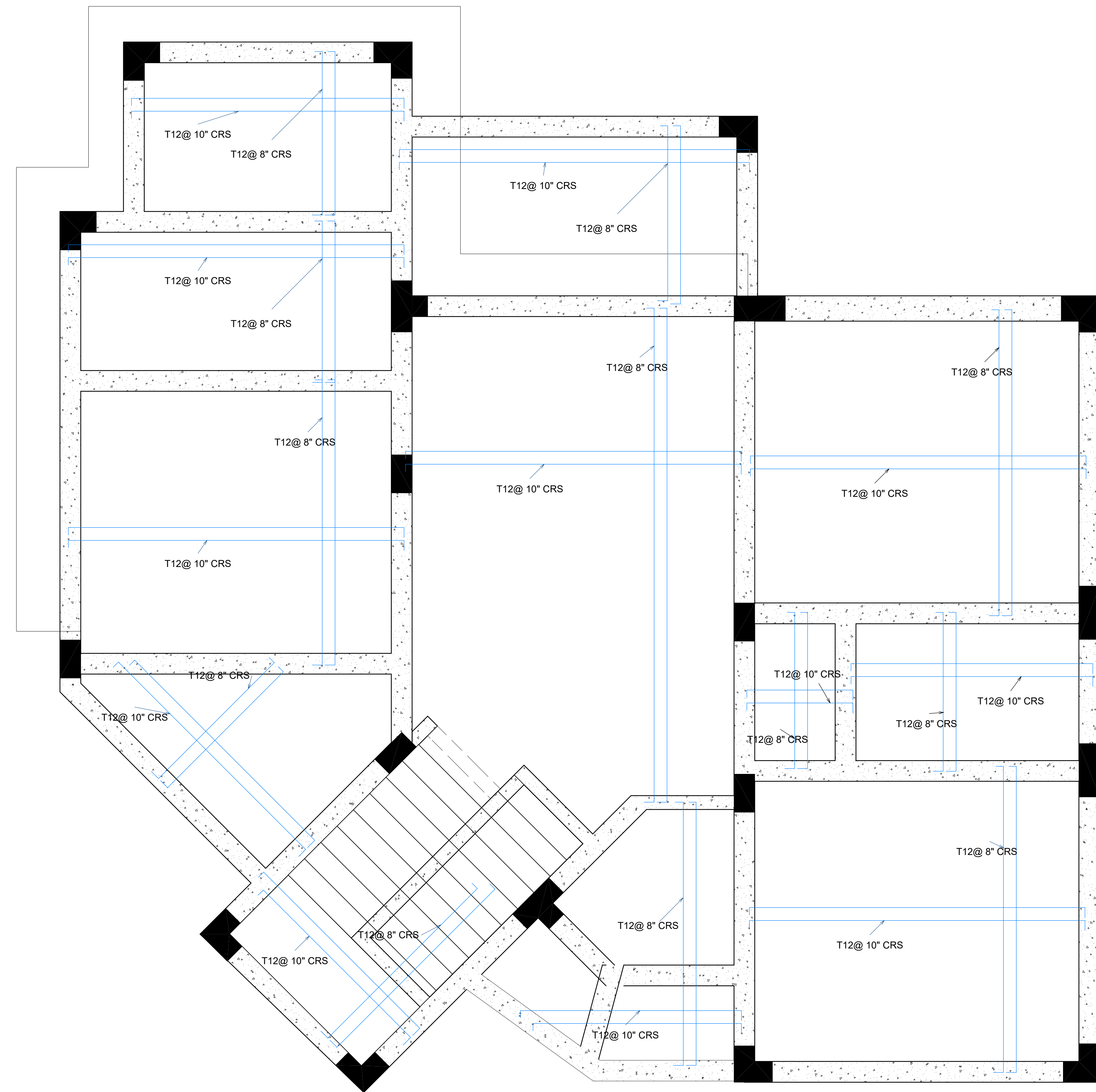
REVISIONS :	ISSUED FOR :	Preliminary	Approval
		<input type="checkbox"/>	<input type="checkbox"/>
R 0		Construction	Tender
		<input checked="" type="checkbox"/>	<input type="checkbox"/>

REVISION DETAILS	
NO.	DESCRIPTION

PROJECT : Proposed Residence at Fairview Gardens
 DRAWING TITLE : GROUND FLOOR ROOFING DETAILS
 CLIENT NAME : Dasrat Sugrim
 CONSTRUCTION : Dasrat Sugrim Design Center Ltd
 SITE LOCATION : Fairview Gardens, Oldbury, St. Philip, Barbados
 FLOOR LEVEL : GROUND FLOOR
 FLOOR AREA : 1,145.75 SQ .FT.
 OVERALL AREA : 2,226.435 SQ .FT.
 LAND AREA : 4392 SQ .FT.
 DRAWN BY : DRAFTSMAN
 CHECKED BY : SENIOR DESIGNER
 DRAWN DATE :
 DRAWING NO . : M -111
 PROJECT NO : PN-1011
 SCALE : NTS
 DIMENSION UNITS : FEET AND INCH - ('-")

SITENOTES:

MAIN NOTES:-
 • This design output is a sample prepared for demonstration purposes. It is derived from an existing building previously constructed by our partner company.
 • Certain original and key details have been modified and omitted for presentation and security purposes; therefore, this drawing shall not be used for construction.
 • For customization or execution, please contact our office directly. Any design development or modifications to this design will be carried out by our office and will be subject to applicable fees.
 • This drawing is the property of Artean Design and is intended solely for internal and client presentation use. Unauthorised copying, reproduction, or misuse of this drawing is strictly prohibited.



GROUND FLOOR ROOF DETAILS

GENERAL NOTES:-
 1 All dimensions are in Feet & Inches, unless noted otherwise.
 2 Do not scale the drawing. Follow written dimensions only.
 3 All dimensions to be verified at site before commencement of work.
 4 Any discrepancies between drawing and site conditions must be reported before execution.
 5 Only the latest revision of the drawing shall be followed.
 6 No design changes shall be made without prior written approval.
 7 Architectural drawings are issued as per agreed scope. Site execution responsibility lies with the contractor unless Project Management services are formally engaged.

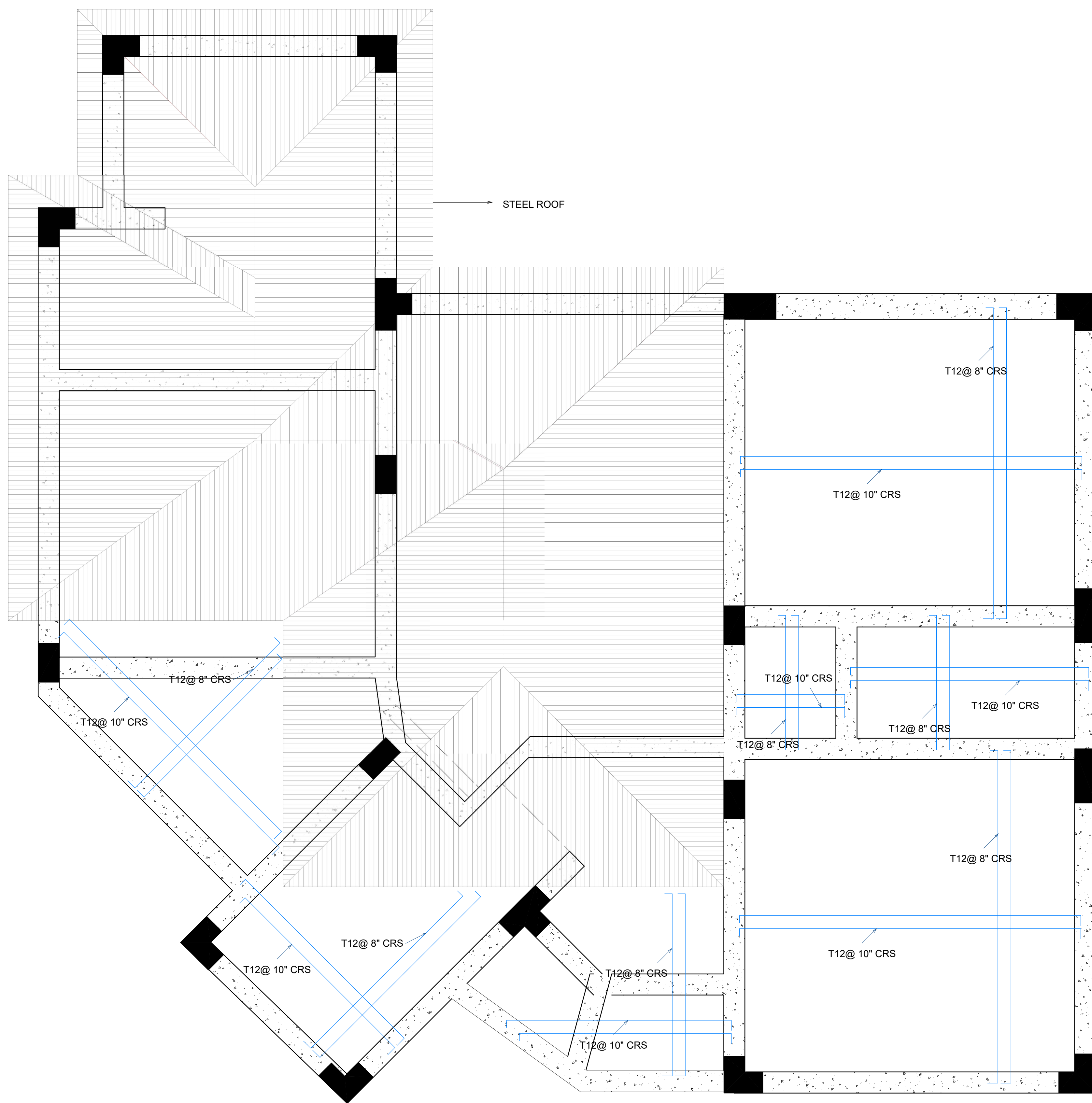
REVISIONS :	ISSUED FOR :	Preliminary	Approval
		<input type="checkbox"/>	<input type="checkbox"/>
R 0		Construction	Tender
		<input checked="" type="checkbox"/>	<input type="checkbox"/>

REVISION DETAILS	
NO.	DATE

PROJECT : Proposed Residence at Fairview Gardens
 DRAWING TITLE : FIRST FLOOR ROOFING DETAILS
 CLIENT NAME : Dasrat Sugrim
 CONSTRUCTION : Dasrat Sugrim Design Center Ltd
 SITE LOCATION : Fairview Gardens, Oldbury, St. Philip, Barbados
 FLOOR LEVEL : GROUND FLOOR
 FLOOR AREA : 1,145.75 SQ .FT.
 OVERALL AREA : 2,226.435 SQ .FT.
 LAND AREA : 4392 SQ .FT.
 DRAWN BY : DRAFTSMAN
 CHECKED BY : SENIOR DESIGNER
 DRAWN DATE :
 DRAWING NO . : M -112
 PROJECT NO : PN-1011
 SCALE : NTS
 DIMENSION UNITS : FEET AND INCH - ('-")

SITENOTES:

MAIN NOTES:-
 • This design output is a sample prepared for demonstration purposes. It is derived from an existing building previously constructed by our partner company.
 • Certain original and key details have been modified and omitted for presentation and security purposes; therefore, this drawing shall not be used for construction.
 • For customization or execution, please contact our office directly. Any design development or modifications to this design will be carried out by our office and will be subject to applicable fees.
 • This drawing is the property of Artean Design and is intended solely for internal and client presentation use. Unauthorised copying, reproduction, or misuse of this drawing is strictly prohibited.



FIRST FLOOR ROOF DETAILS

ROOF LAYOUT DRAWING



Call : +1-246-844-1000
Mail: info@artedesigns.com
Website: www.artedesigns.com
Location: Orena St. Lawrence, Main Road, Christ Church,
Barbados.

GENERAL NOTES:-
 1 All dimensions are in Feet & Inches, unless noted otherwise.
 2 Do not scale the drawing. Follow written dimensions only.
 3 All dimensions to be verified at site before commencement of work.
 4 Any discrepancies between drawing and site conditions must be reported before execution.
 5 Only the latest revision of the drawing shall be followed.
 6 No design changes shall be made without prior written approval.
 7 Architectural drawings are issued as per agreed scope. Site execution responsibility lies with the contractor unless Project Management services are formally engaged.

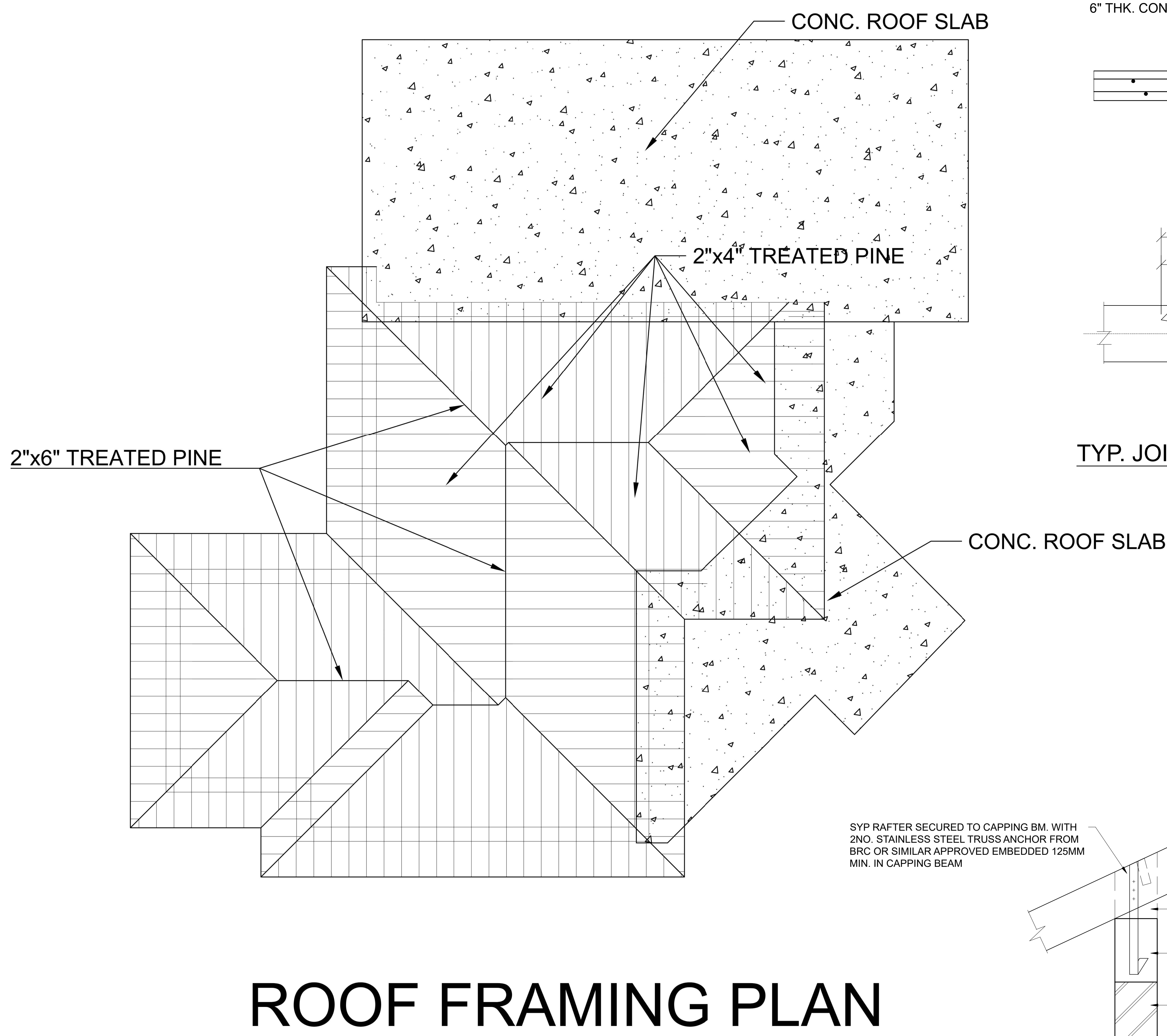
REVISIONS :	ISSUED FOR :	Preliminary	Approval
		<input type="checkbox"/>	<input type="checkbox"/>
R 0		Construction	Tender
		<input checked="" type="checkbox"/>	<input type="checkbox"/>

REVISION DETAILS	
NO.	DESCRIPTION

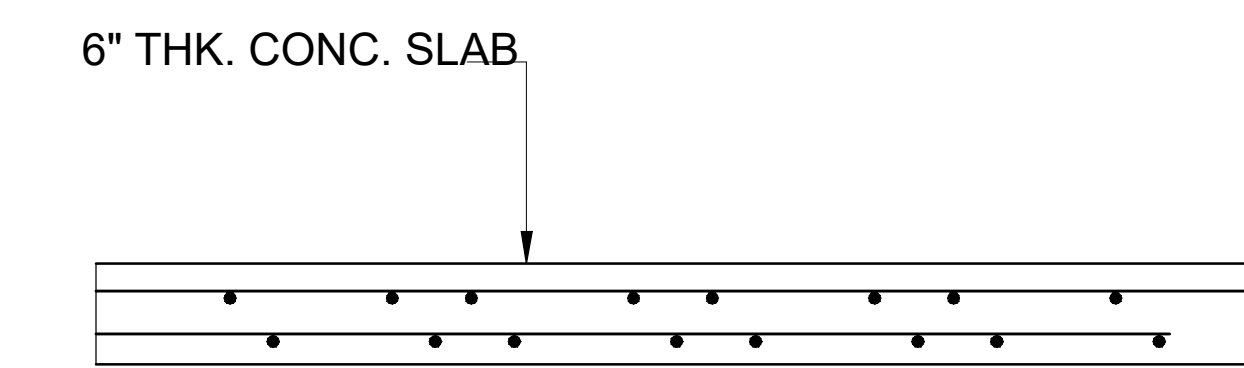
PROJECT : Proposed Residence at Fairview Gardens
 DRAWING TITLE : CLOSET DETAILS
 CLIENT NAME : Dasrat Sugrim
 CONSTRUCTION : Dasrat Sugrim Design Center Ltd
 SITE LOCATION : Fairview Gardens, Oldbury, St. Philip, Barbados
 FLOOR LEVEL :
 FLOOR AREA : 1,145.75 SQ. FT.
 OVERALL AREA : 2,226.435 SQ. FT.
 LAND AREA : 4392 SQ. FT.
 DRAWN BY : DRAFTSMAN
 CHECKED BY : SENIOR DESIGNER
 DRAWN DATE :
 DRAWING NO. : N-101
 PROJECT NO. : PN-1011
 SCALE : NTS
 DIMENSION UNITS : FEET AND INCH - (' - ")

SITENOTES:

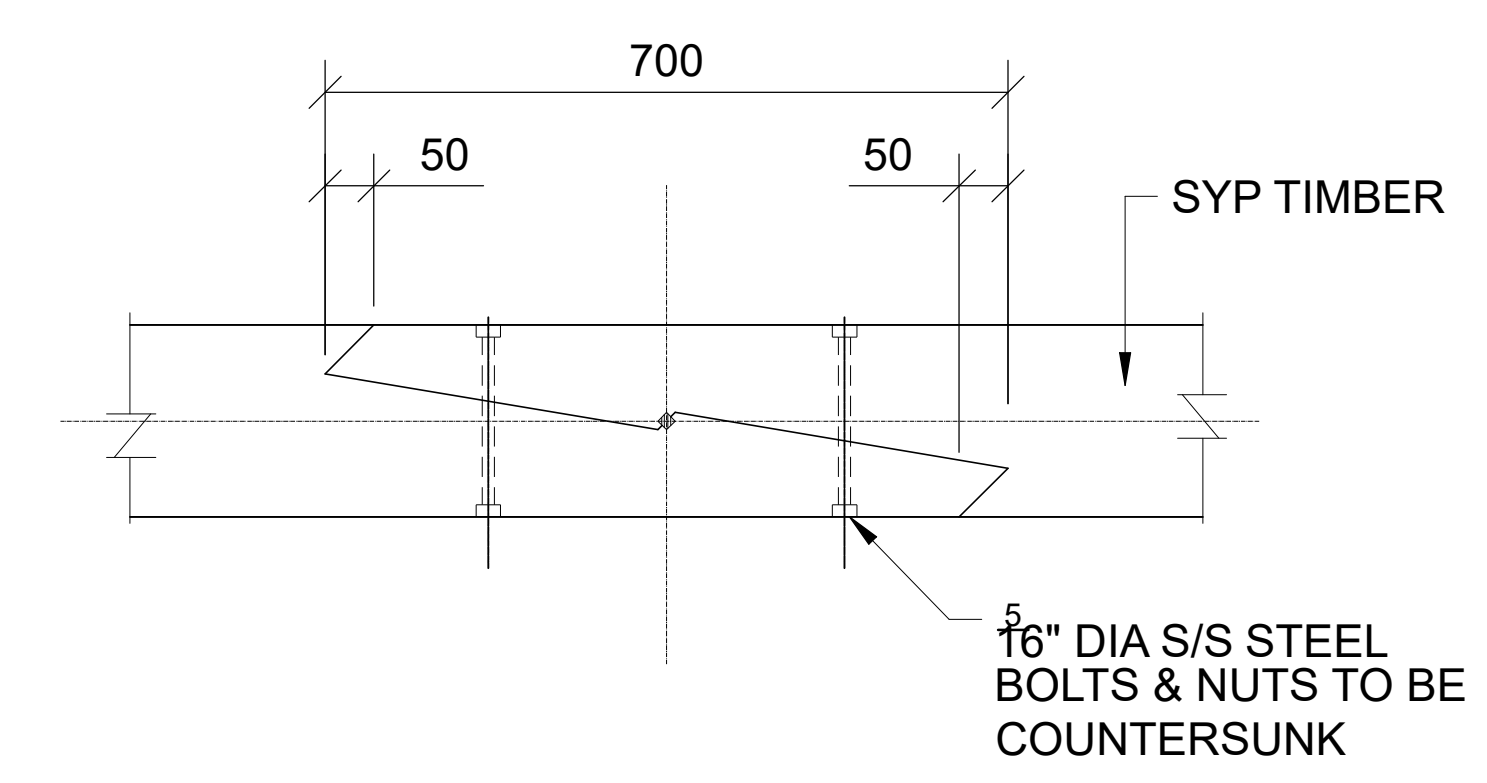
MAIN NOTES:-
 • This design output is a sample prepared for demonstration purposes. It is derived from an existing building previously constructed by our partner company.
 • Certain original and key details have been modified and omitted for presentation and security purposes; therefore, this drawing shall not be used for construction.
 • For customization or execution, please contact our office directly. Any design development or modifications to this design will be carried out by our office and will be subject to applicable fees.
 • This drawing is the property of Artean Design and is intended solely for internal and client presentation use. Unauthorised copying, reproduction, or misuse of this drawing is strictly prohibited.



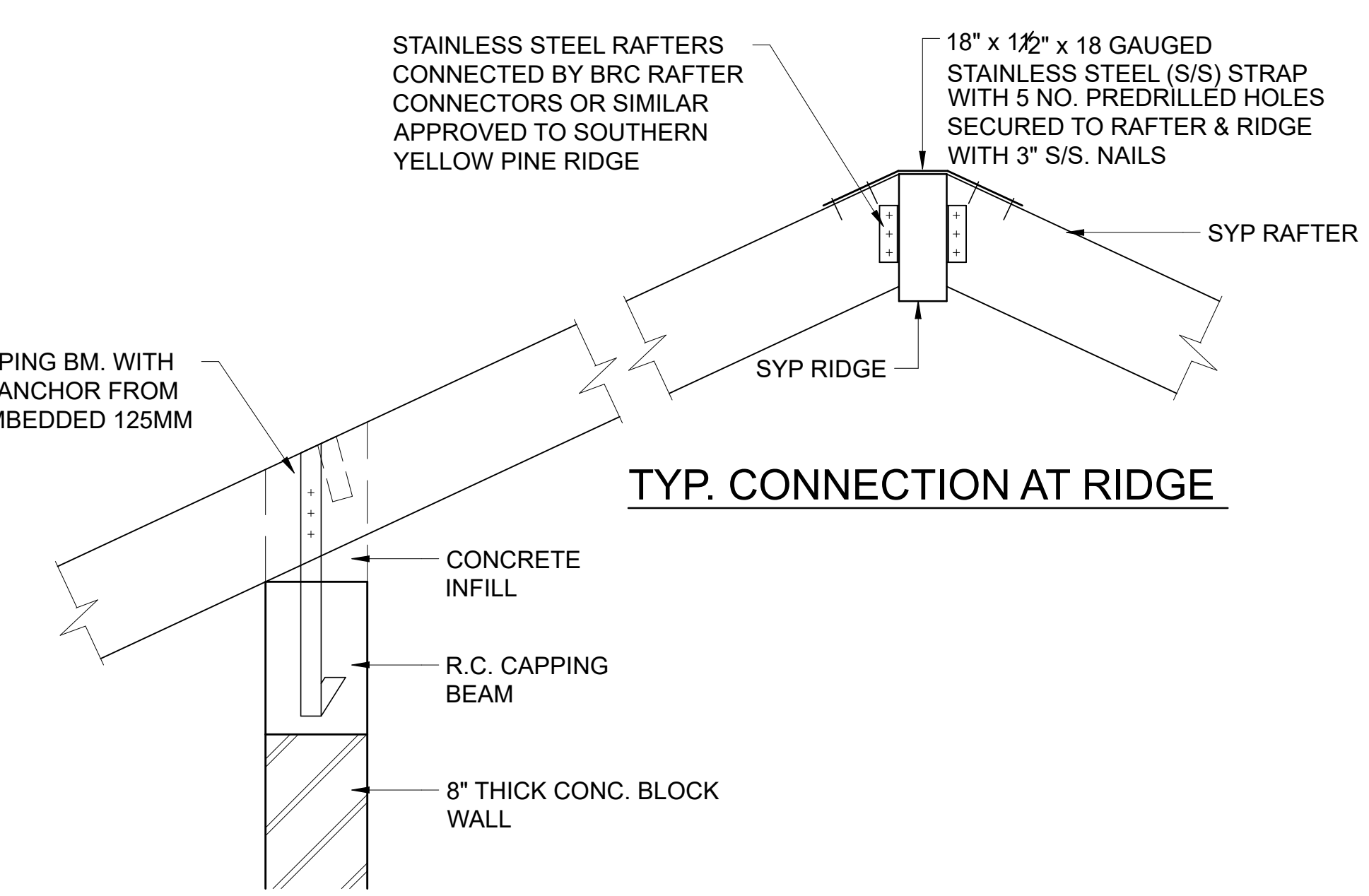
ROOF FRAMING PLAN



SLAB DETAILS



TYP. JOINT IN TIMBER MEMBERS



TYP. RAFTER & BEAM CONNECTION

SYP RAFTER SECURED TO CAPPING BM. WITH 2NO. STAINLESS STEEL TRUSS ANCHOR FROM BRC OR SIMILAR APPROVED EMBEDDED 125MM MIN. IN CAPPING BEAM

BILL OF QUANTITIES




Call : +1-246-844-1000
Mail: info@arteandesigns.com
Website: www.arteandesigns.com
Location: Orena St. Lawrence, Main Road, Christ Church,
Barbados.

**ARTEAN Design Model Hse 1
St. Lawrence, CH. CH.**

Program of Work

- 1.00 Pre-construction Phase (2-4 weeks)**
- 1.1 Project initiation and planning
 - 1.1.1 Define project objectives, scope, budget & timeline
 - 1.2 Site Survey and Soil testing
 - 1.2 Design Development
 - 1.2.1 Finalize Architectural plans
 - 1.2.2 Finalize Civil and Structural Plans
 - 1.2.3 Obtain necessary permits and approvals
 - 1.3 Procurement
 - 1.3.1 Order materials and equipment
 - 1.4 Mobilization
- 2.00 Site Preparation (1- 2 weeks)**
- 2.1 Clearing and debushing
 - 2.2 Installing temporary facilities
 - 2.2.1 Installation of hoarding
 - 2.2.2 Site office set up & Utilities
- 3.00 Foundation works and Substructure (3 - 5 weeks)**
- 3.1 Earthwork and excavation
 - 3.2 Footing and foundation wall
 - 3.3 Backfilling and compaction
 - 3.4 Pouring ground floor slabs
- 4.00 Superstructure construction (Ground Floor) (4 - 6 weeks)**
- 4.1 Columns and Beams
 - 4.2 Ground floor walls (block/masonry)
 - 4.3 Lintels and staircases
 - 4.4 Formworks and reinforcement for first floor slab
 - 4.5 Casting first floor slab
- 5.00 Superstructure construction (First Floor) (4 - 6 weeks)**
- 4.1 Columns and Beams above first floor slab
 - 4.2 First floor walls (block/masonry)
 - 4.3 Roof structures and roof slabs
 - 4.4 Formworks and reinforcement for concrete roof slab
 - 4.5 Casting concrete roof slab



Call : + 1-246-844-1000
Mail: info@arteandesigns.com
Website: www.arteandesigns.com
Location: Orena St. Lawrence, Main Road, Christ Church,
Barbados.

MAIN NOTES:-

- Sample BOQ prepared for demonstration purposes
- Derived from a previous project; key details modified/omitted
- May contain incomplete or inaccurate quantities/values
- Not for construction or execution use
- For project-specific BOQ&execution, contact Artean Design (fees applicable)
- Property of Artean Design – unauthorized use or reproduction prohibited

**ARTEAN Design Model Hse 1
St. Lawrence, CH. CH.**

Program of Work

- 6.00 Finishes Exterior and Interior (8 - 12 weeks)**
- 6.1 Plastering and rendering
 - 6.2 Flooring and tiling
 - 6.3 Doors and windows installation
 - 6.4 Partitions and ceiling
 - 6.5 Painting
- 7.00 Mechanical, Electrical, Plumbing (MEP) (6 - 8 weeks, overlaps finishes)**
- 7.1 Electrical wiring and fixtures
 - 7.2 Plumbing and sanitary fittings
 - 7.3 A/C Installation
 - 7.4 Testing and commissioning
- 8.00 External works and hand over (3 - 5 weeks)**
- 8.1 Driveway and landscaping
 - 8.2 Boundary walls and gates
 - 8.3 Final inspections and approvals
 - 8.4 Snagging
 - 8.5 Hand over to client

Total Duration (8 - 10 months)



Call : + 1-246-844-1000
Mail: info@arteandesigns.com
Website: www.arteandesigns.com
Location: Orena St. Lawrence, Main Road, Christ Church,
Barbados.

MAIN NOTES:-

- Sample BOQ prepared for demonstration purposes
- Derived from a previous project; key details modified/omitted
- May contain incomplete or inaccurate quantities/values
- Not for construction or execution use
- For project-specific BOQ&execution, contact Artean Design (fees applicable)
- Property of Artean Design – unauthorized use or reproduction prohibited

Project Name: ARTEAN Design Model HSE 1

Client Name: ARTEAN DESIGN

St. Lawrence

Details:

Date: 04 Dec 2025

Elemental Bill of Quantities

Contractor: ARTEAN DESIGN

Introduction

1. This report sets out the cost plan for the construction of a residential dwelling
2. This site is located as St. Lawrence in Christ Church
3. The proposed Works comprise: construction of a new residential dwelling on a greenfield site

Exclusions

1. Land acquisition costs
2. Legal fees
3. Finance costs
4. Bonds
5. Escalation
6. Contingencies
7. Professional Fees
8. Development management fees
9. Infrastructure growth charges, development contributions, or levies
10. Value Added Tax (VAT)
11. Retaining walls
12. Loose furniture, fittings, and equipment

Documents Used

- 1 Floor plans and elevations as supplied by the client



Call : + 1-246-844-1000
Mail: info@arteandesigns.com
Website: www.arteandesigns.com
Location: Orena St. Lawrence, Main Road, Christ Church, Barbados.

MAIN NOTES:-

- Sample BOQ prepared for demonstration purposes
- Derived from a previous project; key details modified/omitted
- May contain incomplete or inaccurate quantities/values
- Not for construction or execution use
- For project-specific BOQ&execution, contact Artean Design (fees applicable)
- Property of Artean Design – unauthorized use or reproduction prohibited

SR.	BOQ BILL	AMOUNT
1.00	Bill (1) General Requirements	1,25,640.00
2.00	Bill (2) Earth Works	22,982.90
3.00	Bill (3) Concrete Works	1,35,283.32
4.00	Bill (4) Block Works	64,547.86
5.00	Bill (5) Joinery Works	28,000.00
6.00	Bill (6) Metal Works	16,875.00
7.00	Bill (7) Thermal & Moisture	13,225.00
8.00	Bill (8) Doors & Windows	86,226.53
9.00	Bill (9) Finishes	71,006.00
10.00	Bill (10) Accessories	12,000.00
11.00	Bill (11) Roofing	1,55,313.06
12.00	Bill (12) Mechanical Works	1,20,467.56
13.00	Bill (13) Electrical Works	84,723.25
	TOTAL AMOUNT	9,36,290.47



Call : + 1-246-844-1000
 Mail: info@arteandesigns.com
 Website: www.arteandesigns.com
 Location: Orena St. Lawrence, Main Road, Christ Church, Barbados.

MAIN NOTES:-

- Sample BOQ prepared for demonstration purposes
- Derived from a previous project; key details modified/omitted
- May contain incomplete or inaccurate quantities/values
- Not for construction or execution use
- For project-specific BOQ&execution, contact Artean Design (fees applicable)
- Property of Artean Design – unauthorized use or reproduction prohibited

Project Name : ARTEAN Model House #1
Location : St. Lawrence

No.	Item description	Unit	Qty	Rate	Amount
	<u>Bill # (1) General Requirements</u>				
a	Temporary site hording	m	80.00	123.00	9,840.00
b	Project signboard	nos.	4.00	1,000.00	4,000.00
c	Site office	nos.	1.00	8,490.61	8,490.61
d	Temporary services	months	6.00	1,500.00	9,000.00
e	Material sample and shop drawings	LS	1.00	5,000.00	5,000.00
f	Site housekeeping and cleaning	months	6.00	1,350.00	8,100.00
g	Site supervision	months	6.00	0.00	0.00
h	Town and Planning permits	LS	1.00	300.00	300.00
i	Architectural Plans and Details	LS	1.00	17,500.00	17,500.00
j	Civil and Structural Plans and Details	LS	1.00	20,400.00	20,400.00
k	MEP Plans and Details	LS	1.00	14,500.00	14,500.00
Total Page 1				BBDS	97,130.61



Call : + 1-246-844-1000
 Mail: info@arteandesigns.com
 Website: www.arteandesigns.com
 Location: Orena St. Lawrence, Main Road, Christ Church, Barbados.

MAIN NOTES:-

- Sample BOQ prepared for demonstration purposes
- Derived from a previous project; key details modified/omitted
- May contain incomplete or inaccurate quantities/values
- Not for construction or execution use
- For project-specific BOQ&execution, contact Artean Design (fees applicable)
- Property of Artean Design – unauthorized use or reproduction prohibited

Project Name : ARTEAN Model House #1
Location : St. Lawrence

No.	Item description	Unit	Qty	Rate	Amount
Bill # (2) Earth Works					
a	Debush and Clear Site	m ²	567.00	1.00	567.00
b	Excavate of Top soil and dispose off site	m ³	127.50	17.50	2,231.25
c	Extra over Rock Excavation	m ³	11.50	49.70	571.55
	Imported marl fill to make up levels, compacted 150 mm layers	m ³	117.50	43.25	5,081.88
	Compact surfaces of fill 98% of the modified proctor	m ²	160.50	1.50	240.75
	Termite treatment to surfaces of marl fill including 4'-0" wide external blgr perimeter	m ²	55.50	5.25	291.38
	Sand blinding 50mm thick	m ²	88.00	2.00	176.00
	500 gauge polythene damp proof membrane	m ²	88.00	3.50	308.00
	Excavation in compacted marl fill for column bases, foundation thickening, store on site	m ³	28.50	100.50	2,864.25
	Backfill to foundations, excavated material stored on site	m ³	50.00	24.35	1,217.50
	Ecavate in compacted marl by compressor for any electrical and plumbing services below slab not exceding 1'-0" deep	m ³	24.50	172.30	4,221.35
	Level and compact bottom of excavation	m ²	37.00	1.00	37.00
Total Page 1				BBDS	17,732.49



Call : + 1-246-844-1000
 Mail: info@arteandesigns.com
 Website: www.arteandesigns.com
 Location: Orena St. Lawrence, Main Road, Christ Church, Barbados.

MAIN NOTES:-

- Sample BOQ prepared for demonstration purposes
- Derived from a previous project; key details modified/omitted
- May contain incomplete or inaccurate quantities/values
- Not for construction or execution use
- For project-specific BOQ&execution, contact Artean Design (fees applicable)
- Property of Artean Design – unauthorized use or reproduction prohibited

Project Name : ARTEAN Model House #1
Location : St. Lawrence

Sr.	Item description	Unit	Qty	Rate	Amount
	<u>Bill # (3) Concrete Works</u>				
	<u>Substructure</u>				
	Concrete casting				
	PCC 50 mm thk. (Conc. Blinding) 2500 psi	m ³	2.50	630.00	1,575.00
	RC strip footing	m ³	14.00	630.00	8,820.00
	RC ground beams	m ³	5.00	630.00	3,150.00
	RC slab on grade	m ³	23.50	630.00	14,805.00
	RC neck columns	m ³	2.50	630.00	1,575.00
	Sreel reinforcement				
	RC strip footing	kg	207.00	3.00	621.00
	RC ground beams	kg	785.00	3.00	2,355.00
	RC slab on grade (A142 Welded Wire Mesh)	shts	15.00	151.00	2,265.00
	RC neck columns	kg	588.75	3.00	1,766.25
	Tying wire	kg	5.00	10.86	54.30
	Form work				
	RC strip footing	m ²	31.00	9.00	279.00
	RC ground beams	m ²	31.00	9.00	279.00
	RC slab on grade	m ²	0.00	9.00	0.00
	RC neck columns	m ²	20.00	9.00	180.00
	Total Page 1			BBDS	37,724.55



Call : + 1-246-844-1000
 Mail: info@arteandesigns.com
 Website: www.arteandesigns.com
 Location: Orena St. Lawrence, Main Road, Christ Church, Barbados.

MAIN NOTES:-

- Sample BOQ prepared for demonstration purposes
- Derived from a previous project; key details modified/omitted
- May contain incomplete or inaccurate quantities/values
- Not for construction or execution use
- For project-specific BOQ&execution, contact Artean Design (fees applicable)
- Property of Artean Design – unauthorized use or reproduction prohibited

Project Name : ARTEAN Model House #1

Location : St. Lawrence

Str.	Item description	Unit	Qty	Rate	Amount
	<u>Bill # (3) Concrete Works (Cont'd)</u>				
	<u>Super structure</u>				
	Concrete casting				
	RC drop beams	m ³	13.00	643.00	8,359.00
	RC slabs	m ³	20.00	643.00	12,860.00
	RC staircase	m ³	3.00	643.00	1,929.00
	RC Roof slabs	m ³	10.00	643.00	6,430.00
	RC columns	m ³	12.00	653.00	7,764.92
	Sreel reinforcement				
	RC drop beams	kg	2,041.00	2.00	4,082.00
	RC slabs	kg	1,570.00	2.00	3,140.00
	RC staircase	shts	13.00	161.00	2,093.00
	RC Roof slabs	kg	353.25	2.00	706.50
		kg	785.00	2.00	1,570.00
	RC columns	shts	6.00	161.00	966.00
	Tying wire	kg	2,826.00	2.00	5,652.00
		kg	25.00	10.86	271.51
	Form work				
	RC drop beams	m ²	81.00	27.00	2,187.00
	RC slabs	m ²	104.00	42.00	4,368.00
	RC staircase	m ²	11.00	27.00	297.00
	RC Roof slabs	m ²	49.00	27.00	1,323.00
	RC columns	m ²	106.00	27.00	2,862.00
	Total Page 2			BBDS	66,860.93



Call : + 1-246-844-1000
 Mail: info@arteandesigns.com
 Website: www.arteandesigns.com
 Location: Orena St. Lawrence, Main Road, Christ Church, Barbados.

MAIN NOTES:-

- Sample BOQ prepared for demonstration purposes
- Derived from a previous project; key details modified/omitted
- May contain incomplete or inaccurate quantities/values
- Not for construction or execution use
- For project-specific BOQ&execution, contact Artean Design (fees applicable)
- Property of Artean Design – unauthorized use or reproduction prohibited

Project Name : ARTEAN Model House #1
Location : St. Lawrence

Sr.	Item description	Unit	Qty	Rate	Amount
	<u>Bill # (3) Concrete Works (Cont'd)</u> Summary Page (1) Page (2)				37,724.55 66,860.93
	Total Page 3			BBDS	1,04,585.49



Call : + 1-246-844-1000
 Mail: info@arteandesigns.com
 Website: www.arteandesigns.com
 Location: Orena St. Lawrence, Main Road, Christ Church,
 Barbados.

MAIN NOTES:-

- Sample BOQ prepared for demonstration purposes
- Derived from a previous project; key details modified/omitted
- May contain incomplete or inaccurate quantities/values
- Not for construction or execution use
- For project-specific BOQ&execution, contact Artean Design (fees applicable)
- Property of Artean Design – unauthorized use or reproduction prohibited

Project Name : ARTEAN Model House #1

Location : St. Lawrence

Str.	Item description	Unit	Qty	Rate	Amount
	<u>Bill # (4) Block Works</u>				
	Solid Fill (Foundation Wall)				
	200 mm thk Cement	pcs.	544.00	2.14	1,163.07
	Sand	bags	11.00	14.22	156.47
	Brick Force	m ³	2.00	162.60	325.20
	12mm Steel Reinforcement tying wire	lght	31.00	6.69	207.29
	PCC 2500 psi for fill	kg.	302.00	2.53	764.36
		kg.	2.00	8.86	17.72
		m ³	2.50	595.25	1,488.13
	Hollow block(Perimeter and Partition Wall)				
	150 mm thk Cement	pcs	1,753.00	1.89	3,311.42
	Sand	bags	26.00	14.22	369.84
	Brick Force	m ³	3.00	162.60	487.80
	12mm Steel Reinforcement tying wire	lght	130.00	6.69	869.26
	PCC 2500 psi for fill	kg.	165.00	2.53	417.62
		kg.	4.00	8.86	35.44
		m ³	4.00	595.25	2,381.00
	200 mm thk Cement	pcs	4,107.00	2.14	8,780.77
	Sand	bags	80.00	14.22	1,137.98
	Brick Force	m ³	10.00	162.60	1,626.00
	12mm Steel Reinforcement tying wire	lght	321.00	6.69	2,146.41
	PCC 2500 psi for fill	kg.	409.00	2.53	1,035.18
		kg.	6.00	8.86	53.16
		m ³	8.50	595.25	5,059.63
	Equipment				
	Concrete Mixer	day	30.00	150.98	4,529.25
	ChopSaw	day	30.00	80.00	2,400.00
	Manpower				
	2-Steel Bender	day	30.00	140.00	4,200.00
	4-Mason	day	30.00	140.00	4,200.00
	2-Labor	day	30.00	90.00	2,700.00
	Total Page 1			BBDS	49,868.10



Call : + 1-246-844-1000
 Mail: info@artean.com
 Website: www.arteandesigns.com
 Location: Orena St. Lawrence, Main Road, Christ Church, Barbados.

MAIN NOTES:-

- Sample BOQ prepared for demonstration purposes
- Derived from a previous project; key details modified/omitted
- May contain incomplete or inaccurate quantities/values
- Not for construction or execution use
- For project-specific BOQ&execution, contact Artean Design (fees applicable)
- Property of Artean Design – unauthorized use or reproduction prohibited

Project Name : ARTEAN Model House #1

Location : St. Lawrence

No.	Item description	Unit	Qty	Rate	Amount
	<u>Bill # (5) Joinery Works</u>				
	Vanity counters				
	Wardrobes				
a	Wardrobes	m ²	10.00	1,100.00	11,000.00
	Kitchen Cabinets				
b	Base units	m	5.00	1,640.00	8,200.00
c	Wall units	m	5.00	488.00	2,440.00
Total Page 1					21,640.87



Call : + 1-246-844-1000
 Mail: info@arteandesigns.com
 Website: www.arteandesigns.com
 Location: Orena St. Lawrence, Main Road, Christ Church, Barbados.

MAIN NOTES:-

- Sample BOQ prepared for demonstration purposes
- Derived from a previous project; key details modified/omitted
- May contain incomplete or inaccurate quantities/values
- Not for construction or execution use
- For project-specific BOQ&execution, contact Artean Design (fees applicable)
- Property of Artean Design – unauthorized use or reproduction prohibited

Project Name : ARTEAN Model House #1
Location : St. Lawrence

No.	Item description	Unit	Qty	Rate	Amount
Bill # (6) Metal Works					
Staircase handrail					
a	Floor mounted	m	5.00	1,000.00	5,000.00
b	Wall mounted	m	5.00	506.00	2,530.00
Balcony handrail					
c	Floor mounted	m	5.50	1,000.00	5,500.00
Total Page 1				BBDS	13,027.95



Call : + 1-246-844-1000
Mail: info@arteandesigns.com
Website: www.arteandesigns.com
Location: Orena St. Lawrence, Main Road, Christ Church, Barbados.

MAIN NOTES:-

- Sample BOQ prepared for demonstration purposes
- Derived from a previous project; key details modified/omitted
- May contain incomplete or inaccurate quantities/values
- Not for construction or execution use
- For project-specific BOQ&execution, contact Artean Design (fees applicable)
- Property of Artean Design – unauthorized use or reproduction prohibited

Project Name : ARTEAN Model House #1
Location : St. Lawrence

No.	Item description	Unit	Qty	Rate	Amount
	<u>Bill # (7) Thermal & Moisture Protection</u> Roof thermal insulation and waterproofing Combo roofing	m ²	115.00	88.75	10,206.25
Total Page 1					10,205.23



Call : + 1-246-844-1000
Mail: info@arteandesigns.com
Website: www.arteandesigns.com
Location: Orena St. Lawrence, Main Road, Christ Church, Barbados.

MAIN NOTES:-

- Sample BOQ prepared for demonstration purposes
- Derived from a previous project; key details modified/omitted
- May contain incomplete or inaccurate quantities/values
- Not for construction or execution use
- For project-specific BOQ&execution, contact Artean Design (fees applicable)
- Property of Artean Design – unauthorized use or reproduction prohibited

Project Name : ARTEAN Model House #1
Location : St. Lawrence

No.	Item description	Unit	Qty	Rate	Amount
Bill # (8) Doors & Windows					
Wooden Doors					
a	Wooden Double door type D01, size 82 x 60	nos.	1.00	3,000.00	3,000.00
b	Wooden door type D02, size 82 x 36	nos.	1.00	1,500.00	1,500.00
c	Wooden door type D03, size 82 x 32	nos.	9.00	700.00	6,300.00
d	Wooden door type D04, size 82 x 30	nos.	2.00	1,200.00	2,400.00
Wooden Doors Frames					
	Door Frames	m			0.00
Accessories					
	Brown USA Hinge Ball Bearings 4 x 3 x 3 in. Stainless Steel	pair	42.00	52.88	2,220.75
	Door Knobs	nos	13.00	121.91	1,584.78
Aluminum Windows					
e	Aluminum window type W01, size 46 x 46	nos.	2.00	2,959.00	5,918.00
f	Aluminum window type W02, size 46 x 34	nos.	10.00	2,230.00	22,300.00
g	Aluminum window type W03, size 46 x 24	nos.	9.00	1,438.00	12,942.00
	Aluminum window type W04, size 22 x 34	nos.	2.00	650.00	1,300.00
	Aluminum window type W05, size 34 x 46	nos.	1.00	2,730.00	2,730.00
	Aluminum window type W06, size 46 x 16	nos.	1.00	975.00	975.00
	Aluminum window type W07, size 144 x 24	nos.	1.00	3,489.15	3,489.15
Total Page 1				BBDS	66,659.68



Call : + 1-246-844-1000
 Mail: info@arteandesigns.com
 Website: www.arteandesigns.com
 Location: Orena St. Lawrence, Main Road, Christ Church, Barbados.

MAIN NOTES:-

- Sample BOQ prepared for demonstration purposes
- Derived from a previous project; key details modified/omitted
- May contain incomplete or inaccurate quantities/values
- Not for construction or execution use
- For project-specific BOQ&execution, contact Artean Design (fees applicable)
- Property of Artean Design – unauthorized use or reproduction prohibited

Project Name : ARTEAN Model House #1

Location : St. Lawrence

No.	Item description	Unit	Qty	Rate	Amount
	<u>Bill # (9) Finishes</u>				
	Flooring				
	Flooring tiles	m ²	190.00	47.00	8,930.00
	Staircase & landing	m ²	11.00	155.00	1,705.00
	Thresholds				
	Thresholds, various width	m	2.40	110.00	264.00
	External steps				
	External steps	m	19.00	124.00	2,356.00
	Skirting				
	Skirting	m	90.00	12.00	1,080.00
	Staircase skirting	m	8.00	33.00	264.00
	Ceiling				
	Ceiling paint	m ²	219.00	15.00	3,285.00
	Plastering				
	Wall plaster interior	m ²	319.00	16.00	5,104.00
	Wall paint interior	m ²	319.00	15.00	4,785.00
	Wall tiles	m ²	61.00	55.00	3,355.00
	window opening	m	124.00	15.00	1,860.00
	door opening	m	71.00	15.00	1,065.00
	Total Page 1			BBDS	34,053.00



Call : + 1-246-844-1000
 Mail: info@arteandesigns.com
 Website: www.arteandesigns.com
 Location: Orena St. Lawrence, Main Road, Christ Church, Barbados.

MAIN NOTES:-

- Sample BOQ prepared for demonstration purposes
- Derived from a previous project; key details modified/omitted
- May contain incomplete or inaccurate quantities/values
- Not for construction or execution use
- For project-specific BOQ&execution, contact Artean Design (fees applicable)
- Property of Artean Design – unauthorized use or reproduction prohibited

Project Name : ARTEAN Model House #1

Location : St. Lawrence

No.	Item description	Unit	Qty	Rate	Amount
	<u>Bill # (9) Finishes (Cont'd)</u>				
	Elevations				
	Elevation plaster Elevation plaster	m ²	319.00	41.00	13,079.00
	Elevation painting Elevation painting	m ²	319.00	24.50	7,815.50
	Total Page 2			BBDS	20,894.50



Call : + 1-246-844-1000
 Mail: info@arteandesigns.com
 Website: www.arteandesigns.com
 Location: Orena St. Lawrence, Main Road, Christ Church, Barbados.

MAIN NOTES:-

- Sample BOQ prepared for demonstration purposes
- Derived from a previous project; key details modified/omitted
- May contain incomplete or inaccurate quantities/values
- Not for construction or execution use
- For project-specific BOQ&execution, contact Artean Design (fees applicable)
- Property of Artean Design – unauthorized use or reproduction prohibited

Project Name : ARTEAN Model House #1

Location : St. Lawrence

No.	Item description	Unit	Qty	Rate	Amount
	<p><u>Bill # (9) Finishes (Cont'd)</u></p> <p>Summary</p> <p>Page (1)</p> <p>Page (2)</p>				<p>34,053.00</p> <p>20,894.50</p>
Total Page 3				BBDS	54,934.52



Call : + 1-246-844-1000
 Mail: info@arteandesigns.com
 Website: www.arteandesigns.com
 Location: Orena St. Lawrence, Main Road, Christ Church, Barbados.

MAIN NOTES:-

- Sample BOQ prepared for demonstration purposes
- Derived from a previous project; key details modified/omitted
- May contain incomplete or inaccurate quantities/values
- Not for construction or execution use
- For project-specific BOQ&execution, contact Artean Design (fees applicable)
- Property of Artean Design – unauthorized use or reproduction prohibited

Project Name : ARTEAN Model House #1
Location : St. Lawrence

No.	Item description	Unit	Qty	Rate	Amount
	<u>Bill # (10) Accessories</u>				
	Shower partitions				
a	Shower partitions	m ²	2.00	4,435.00	8,870.00
	Mirrors				
b	Mirrors	m ²	4.00	100.00	400.00
Total Page 1					9,264.32



Call : + 1-246-844-1000
Mail: info@arteandesigns.com
Website: www.arteandesigns.com
Location: Orena St. Lawrence, Main Road, Christ Church, Barbados.

MAIN NOTES:-

- Sample BOQ prepared for demonstration purposes
- Derived from a previous project; key details modified/omitted
- May contain incomplete or inaccurate quantities/values
- Not for construction or execution use
- For project-specific BOQ&execution, contact Artean Design (fees applicable)
- Property of Artean Design – unauthorized use or reproduction prohibited

Project Name : ARTEAN Model House #1
Location : St. Lawrence

No.	Item description	Unit	Qty	Rate	Amount
	<u>Bill # (11) Roofing</u>				
	Roof Framing				
a	3 x 8, 2 x 8, 2 x 6 Treated wood	bd ft	10,500.00	5.29	55,505.63
b	1 x 12 Facia Board	bd ft	121.00	5.29	639.64
c	T1-11 5/8 plywood	m ²	65.36	137.16	8,964.09
d	Hurricane strap	L.S.	1.00	100.00	100.00
e	Permaclad 10/3, 26 Gauge, 36-inch	m ²	65.36	40.60	2,653.26
f	Peel and Stick Roofing Felt Aluminum 36in x 33.5ft	m ²	65.36	315.76	20,637.21
g	Suntuf Woodtite Fastener #2 2in (250pcs/bag)	pack	2.00	85.73	171.45
	Guttering				
	Biggy PVC Square Downspout 3x3 in. x 13 ft	lght	10.00	35.44	354.35
	Biggy PVC Pipe Clip / Downspout Bracket, for 3 in. PVC Downspout	nos	24.00	4.54	109.04
	Biggy PVC Stop End / End Cap for 6 in. PVC U-Shaped Gutter	nos	4.00	10.06	40.23
	Biggy PVC Downspout Elbow, 112 degrees, for 3 in. PVC Downspout	nos	6.00	7.57	45.44
	Biggy PVC Running Outlet for 6 in. PVC U-Shaped Gutter	nos	6.00	13.89	83.33
	Biggy PVC Dual Mount Gutter Corner, 90 Degrees, for 6 in. PVC U-Shaped Gutter	nos	10.00	21.43	214.31
	Biggy PVC Gutter Bracket for 6 in. PVC U-Shaped Gutter	nos	12.00	2.77	33.26
	Biggy PVC Coupler for 3 in. PVC Downspout	nos	6.00	5.80	34.80
	Biggy PVC Joint Bracket for 6 in. PVC U-Shaped Gutter	nos	6.00	12.00	72.01
	Biggy PVC U-Shaped Gutter 6 in. x 13 ft	nos	10.00	54.15	541.49
	Biggy PVC Dual Mount Gutter Corner, 135 Degrees, for 6 in. PVC U-Shaped Gutter	nos	5.00	61.72	308.61
	Manpower				
	Sub-contract	L.S.	1.00	29,555.60	29,555.60
	Total Page 1			BBDS	1,20,074.27



Call : + 1-246-844-1000
 Mail: info@arteandesigns.com
 Website: www.arteandesigns.com
 Location: Orena St. Lawrence, Main Road, Christ Church, Barbados.

MAIN NOTES:-

- Sample BOQ prepared for demonstration purposes
- Derived from a previous project; key details modified/omitted
- May contain incomplete or inaccurate quantities/values
- Not for construction or execution use
- For project-specific BOQ&execution, contact Artean Design (fees applicable)
- Property of Artean Design – unauthorized use or reproduction prohibited

Project Name : ARTEAN Model House #1
 Location : St. Lawrence

No.	Item description	Unit	Qty	Rate	Amount
	<u>Bill (12) Mechanical Works</u>				
	<u>Water Supply</u>				
	Supply & installation of CPVC pipes				
	1/2" Dia	m	50.00	26.00	1,300.00
	3/4" Dia	m	20.00	33.00	660.00
	1" Dia	m	20.00	42.00	840.00
	Supply & installation of water tanks				
	Water tank 1000 gallon	nos.	3.00	3,650.00	10,950.00
	Water pumps				
	Booster Pump Set 1 HP with 24 litre pressure tank	nos.	1.00	3,950.00	3,950.00
	Pressure pump set	nos.	1.00	2,250.00	2,250.00
	Total Page 1			BBDS	19,950.00

Project Name : ARTEAN Model House #1
Location : St. Lawrence

No.	Item description	Unit	Qty	Rate	Amount
	<u>Bill (12) Mechanical Works (Cont'd)</u>				
	<u>Drainage works</u>				
	Supply & installation of UPVC pipes Class 4				
	110 mm Dia	m	25.00	101.00	2,525.00
	50 mm Dia	m	10.00	48.00	480.00
	25 mm Dia	m	10.00	33.00	330.00
	Supply & installation of drainage manholes				
	600 x 600 mm manhole. Depth 1 to 1.5 m	nos.	4.00	1,700.00	6,800.00
	Sanitaryware				
	WC including flush tank	nos.	4.00	820.00	3,280.00
	Handspray	nos.	4.00	100.00	400.00
	Vanity PVC Casandra White Gloss 1200 cm	nos.	1.00	1,091.00	1,091.00
	Glacier Loft 24" Sink & Solid Wood Cabinet Unit – Matte White	nos.	3.00	1,105.75	3,317.24
	Wash basin mixer	nos.	4.00	105.00	420.00
	Hd Stainless Steel Floor Drain 6x6 304	nos.	6.00	46.47	278.82
	Complete shower set	nos.	3.00	1,560.00	4,680.00
	Linear drain	nos.	10.00	960.00	9,600.00
	Toilet paper holder	nos.	4.00	25.00	100.00
	Glacier Caravella Free-Standing Tub – 1800×800 Bathtub	nos.	1.00	3,123.78	3,123.78
	Shower Enclosure Double Door	nos.	1.00	1,508.70	1,508.70
	Septic Tank Rhino Low Profile 750 gal	nos.	1.00	2,960.38	2,960.38
	Grease trap 25 Gal.	nos.	1.00	1,064.65	1,064.65
	Manpower, Miscellaneous materials				
	Sb-contract	LS	1.00	14,500.00	14,500.00
	Total Page 2			BBDS	56,459.56



Call : + 1-246-844-1000
 Mail: info@arteandesigns.com
 Website: www.arteandesigns.com
 Location: Orena St. Lawrence, Main Road, Christ Church, Barbados.

MAIN NOTES:-

- Sample BOQ prepared for demonstration purposes
- Derived from a previous project; key details modified/omitted
- May contain incomplete or inaccurate quantities/values
- Not for construction or execution use
- For project-specific BOQ&execution, contact Artean Design (fees applicable)
- Property of Artean Design – unauthorized use or reproduction prohibited

Project Name : ARTEAN Model House #1

Location : St. Lawrence

No.	Item description	Unit	Qty	Rate	Amount
	<u>Bill (12) Mechanical Works (Cont'd)</u>				
	<u>HVAC works</u>				
	Supply & installation of cooling equipment				
	Split unit 6,000 BTUs	nos.	3.00	1,150.00	3,450.00
	Split unit 1,000BTs	nos.	1.00	1,350.00	1,350.00
	Split unit 12,000BTUs	nos.	2.00	2,475.00	4,950.00
	Civil works (plinths, brackets)	nos.	5.00	400.00	2,000.00
	Manpower, Equipment, Copper Tubing ang fittings				
	Sub-contract	LS	1.00	5,000.00	5,000.00
	Total Page 3			BBDS	16,750.00



Call : + 1-246-844-1000
 Mail: info@arteandesigns.com
 Website: www.arteandesigns.com
 Location: Orena St. Lawrence, Main Road, Christ Church, Barbados.

MAIN NOTES:-

- Sample BOQ prepared for demonstration purposes
- Derived from a previous project; key details modified/omitted
- May contain incomplete or inaccurate quantities/values
- Not for construction or execution use
- For project-specific BOQ&execution, contact Artean Design (fees applicable)
- Property of Artean Design – unauthorized use or reproduction prohibited

Project Name : ARTEAN Model House #1
Location : St. Lawrence

No.	Item description	Unit	Qty	Rate	Amount
<u>Bill (12) Mechanical Works (Cont'd)</u>					
<u>Summary</u>					
	Water supply works				19,950.00
	Drainage works				56,459.56
	HVAC works				16,750.00
Total Page 4					93,149.84

BBDS



Call : + 1-246-844-1000
 Mail: info@arteandesigns.com
 Website: www.arteandesigns.com
 Location: Orena St. Lawrence, Main Road, Christ Church, Barbados.

MAIN NOTES:-

- Sample BOQ prepared for demonstration purposes
- Derived from a previous project; key details modified/omitted
- May contain incomplete or inaccurate quantities/values
- Not for construction or execution use
- For project-specific BOQ&execution, contact Artean Design (fees applicable)
- Property of Artean Design – unauthorized use or reproduction prohibited

Project Name : ARTEAN Model House #1
Location : St. Lawrence

No.	Item description	Unit	Qty	Rate	Amount
	<u>Bill # (13) Electrical Works</u>				
	Service Entrance				
	Entrance Cap	nos.	1.00	32.68	32.68
	2" Galvanized Conduit	Igth	1.00	226.89	226.89
	Meter Base	nos.	1.00	672.41	672.41
	#8 AWG Cable	m	40.00	0.42	16.71
	Eye Bolt, 1/2-13 Thread, 5-7/8 in. L Thread, 1 in. Id x 1-3/4 in. Od Dia Eye, 8 in. L Shank	nos.	1.00	47.80	47.80
	5/8" Earth Rod 5 ft	nos.	2.00	60.41	120.81
	5/8" Earth rod connector	nos.	2.00	4.28	8.56
	Distribution Panel				
a	Main distribution Panel (150Amp-42 spaces)	nos.	1.00	2,243.71	2,243.71
	Eaton BJ2150 Plug-On Mount Type BJ Main Circuit Breaker 2-Pole 150 Amp 120/240 Volt	nos.	1.00	343.13	343.13
	GE 20 Amp 1/2 in. Single-Pole Circuit Breaker - 120 V	nos.	5.00	22.66	113.30
	20 Amp breaker 1" Double Pole 240 V	nos.	12.00	58.76	705.14
	GE 15 Amp 1/2" Single Pole Breaker	nos.	5.00	16.50	82.49
b	Submain distribution Panel (100Amp -30 spaces)	nos.	1.00	2,502.22	2,502.22
	Eaton BW2100 Plug-On Mount Type BW Main Meter Breaker 2-Pole 100 Amp 120/240 Volt	nos.	1.00	615.38	615.38
	GE 20 Amp 1/2 in. Single-Pole Circuit Breaker - 120 V	nos.	4.00	22.66	90.64
	20 Amp breaker 1" Double Pole 240 V	nos.	7.00	68.76	481.33
	GE 15 Amp 1/2" Single Pole Breaker	nos.	4.00	16.50	66.00
	Cables				
	AWG #10 19 SD CU SIMpull THHN WIRE Black	m	900.00	3.15	2,834.03
	AWG #10 19 SD CU SIMpull THHN WIRE Red	m	900.00	3.15	2,834.03
	AWG #10 19 SD CU SIMpull THHN WIRE Green	m	900.00	3.15	2,834.03
	AWG #12 19 SD CU SIMpull THHN WIRE Black	m	1,000.00	1.77	1,765.95
	AWG #12 19 SD CU SIMpull THHN WIRE Red	m	1,000.00	1.77	1,765.95
	AWG #12 19 SD CU SIMpull THHN WIRE Green	m	1,000.00	2.77	2,765.95
	Accessories				
	Gardner Bender WireGard Twist-on Wire Connector-Orange 500/Bag	bag	1.00	102.28	102.28
	electrical tapes red	roll	5.00	4.09	20.43
	electrical tapes black	roll	5.00	4.09	20.43
	electrical tapes yellow	roll	5.00	4.09	20.43
	electrical tapes green	roll	5.00	4.09	20.43
	Centaur 20mm Round Conduit Clamp – PVC	nos.	50.00	1.07	53.43
	20mmx2.9m PVC Heavy Gauge Conduit	Ight	50.00	4.71	235.73
	Centaur 20mm Two Way Angle Box	nos.	20.00	4.53	90.52
	Centaur 20mm Male Adaptor	nos.	40.00	1.26	50.29
	Total Page 1			BBDS	23,783.12



Call : + 1-246-844-1000
 Mail: info@artean.com
 Website: www.arteandesigns.com
 Location: Orena St. Lawrence, Main Road, Christ Church, Barbados.

MAIN NOTES:-

- Sample BOQ prepared for demonstration purposes
- Derived from a previous project; key details modified/omitted
- May contain incomplete or inaccurate quantities/values
- Not for construction or execution use
- For project-specific BOQ&execution, contact Artean Design (fees applicable)
- Property of Artean Design – unauthorized use or reproduction prohibited

Project Name : ARTEAN Model House #1
Location : St. Lawrence

No.	Item description	Unit	Qty	Rate	Amount
	Centaur 20mm Coupling	nos.	40.00	0.82	32.69
	Galvanize Half Saddle 20mm -1/2"	nos.	30.00	0.44	13.20
	25mm x 9.5' PVC Heavy Gauge Conduit	Ight	30.00	5.97	179.16
	25mm Coupling	nos.	20.00	1.38	27.66
	25mm Nylon Locknut – White	nos.	20.00	0.82	16.34
	Centaur 25mm Male Adaptor	nos.	20.00	1.63	32.69
	Galvanize Half Saddle 25mm – 3/4"	nos.	20.00	0.63	12.57
	32mm x 9.5' PVC Heavy Gauge Conduit	Ight	25.00	10.00	249.88
	Centaur 32mm Coupling	nos.	25.00	2.51	62.86
	Centaur 32mm PVC Bend	nos.	10.00	24.58	245.79
	Centaur 32mm Male Adaptor	nos.	20.00	5.22	104.35
	Oatey Solvent Cement PVC Heavy Duty 8 oz	can	4.00	23.89	95.55
e	Light fixtures				
	Recess lighting - 120V	nos.	33.00	85.46	2,820.08
	LED motion detector lamp - 120V	nos.	2.00	101.16	202.32
	Lumicentro Spot Light LED Track Rail 2 Wires 1 m White - 120V	nos.	4.00	21.43	85.73
	LED Pendant lamp - 120V	nos.	8.00	230.61	1,844.87
	LED wall mounted lamp - 120V	nos.	7.00	216.15	1,513.05
	Chandilier - 120V	nos.	1.00	2,960.34	2,960.34
	ceiling fan - 120V	nos.	2.00	999.51	1,999.03
f	Power outlets				
	Isolators - 20Amp - 240V	nos.	7.00	166.80	1,167.62
	Double gang 20 Amp - 240V	nos.	5.00	20.29	101.45
	Double gang 20 Amp - 240V W.P.	nos.	2.00	20.06	40.11
	Double gang 20 Amp - 110V	nos.	28.00	12.94	362.29
	Double gang 20 Amp - 110V GFCI	nos.	5.00	60.33	301.64
	single gang switch 10Amp - 120 V	nos.	20.00	5.29	105.84
	double gang switch 10Amp - 120 V	nos.	6.00	8.83	52.98
	tripple gang switch 10Amp - 120 V	nos.	4.00	11.34	45.38
	two way switch 10Amp - 120 V	nos.	4.00	45.44	181.74
	four way switch 10Amp - 120 V	nos.	4.00	61.72	246.89
	4 x 4 pvc box	nos.	50.00	4.03	201.45
	2 x 4 pvc box	nos.	60.00	2.64	158.59
	Manpower				
	Sub-contract	L.S.	1.00	26,241.00	26,241.00
	Total Page 2			BBDS	41,705.13



Call : + 1-246-844-1000
 Mail: info@arteandesigns.com
 Website: www.arteandesigns.com
 Location: Orena St. Lawrence, Main Road, Christ Church, Barbados.

MAIN NOTES:-

- Sample BOQ prepared for demonstration purposes
- Derived from a previous project; key details modified/omitted
- May contain incomplete or inaccurate quantities/values
- Not for construction or execution use
- For project-specific BOQ&execution, contact Artean Design (fees applicable)
- Property of Artean Design – unauthorized use or reproduction prohibited

Project Name : ARTEAN Model House #1
Location : St. Lawrence

No.	Item description	Unit	Qty	Rate	Amount
	<p><u>Bill # (13) Electrical Works</u></p> <p><u>Summary</u></p> <p>Page (1)</p> <p>Page (2)</p>				<p>23,783.12</p> <p>41,705.13</p>
	Total Page3			BBDS	65,501.64



THANK
YOU

OUR TEAM IS ALWAYS WITH YOU FOR YOUR DREAM

